




jardinico®  
CARACTÈRE

13401 Brooks Drive, Baldwin Park, CA 91706 | 626-338-8810 | 626-338-8816 fax










[www.jardinicousa.com](http://www.jardinicousa.com) | [info@jardinicousa.com](mailto:info@jardinicousa.com)

jardinico®  
CARACTÈRE



2023



	4	INTRODUCTION
	7	JCP.101 CENTERPOST ALU 7.5 ft. Square / 2.3m x 2.3m 9 ft. Hexagon / Ø 2.8m
	13	JCP.201 CENTERPOST ALU 15 ft. Octagon / Ø 4.5m
	19	JCP.301 SIDEPOST ALU 10 ft. Square / 3.0m x 3.0m 11.5 ft. Octagon / Ø 3.5m
	25	JCP.401 SIDEPOST ALU 10 ft. x 14 ft. Rectangle / 3.0m x 4.3m 13 ft. Octagon / Ø 4.0m
	31	JCP.501 QUAD SIDEPOST ALU (4) 10 ft. Square / (4) 3.0m x 3.0m
	36	FINISHES & FABRICS
	37	BASE & MOUNT OPTIONS
	38	ACCESSORIES

# INTRODUCTION

---

True elegance is redefined in each umbrella with sleek lines and a slim stature. Designed and executed flawlessly down to the finest details, these shade statements incorporate an equally robust construction built for demanding applications. An array of color and finish options allows for effortlessly matching to other outdoor furnishings and elements. With shades that are uniquely taut and boast an impeccable finish, the umbrellas provide superior functionality and an ease of opening with a simple twist of the hand. Made to last for years to come, these innovative umbrellas do not just protect against the sun; but also embody beauty and elegance that serves as the finishing touch for any outdoor setting.

That is Jardinico® Caractère.





## FEATURES:

- Extra sturdy, aluminum frame with a thickness of up to 3.0mm.
- 360° rotation (most styles).
- Seamless transition from post to base.
- Simple, minimalist, powder coated, hot galvanized steel base with all weather wheels that rotate.
- Locking wheels on base.
- Self-locking canopy fasteners.
- Protective cover included.

Shade as a style statement.



For accessories, see page 38.









SHOWN: JCP101-28H (CC - Charcoal) in 10022 Natté Grey Chiné

# JCP.101 CENTERPOST ALU

---



#### FEATURES:

- Aluminum
- Magnodraulic Push-Up Lift System
- Self-Locking Canopy Fasteners
- Single Wind Vent
- Protective Cover

#### ITEM NO.:

**JCP101-23SQ**  
**JCP101-28H**

#### SIZE:

7.5 ft x 7.5 ft (2.3m x 2.3m)  
9 ft (2.8m)

#### CANOPY SHAPE:

Square  
Hexagon











SHOWN: JCP201-45 (MW - Matte White) in 10020 Natté White

# JCP.201 CENTERPOST ALU

---



#### FEATURES:

- Aluminum
- Telescopic Crank Lift System
- Self-Locking Canopy Fasteners
- Single Wind Vent
- Internal Mast Stem Cover
- Protective Cover

#### ITEM NO.:

**JCP201-45**

#### SIZE:

15 ft (4.5m)

#### CANOPY SHAPE:

Octagon













SHOWN: JCP301-30SQ (TK - Teak) in 10020 Natté White

# JCP.301 SIDEPOST ALU

---



#### FEATURES:

- Aluminum
- 360° Rotation
- Crank Lift System
- Infinite Tilt (front to back, left to right)
- Self-Locking Canopy Fasteners
- Single Wind Vent
- Internal Mast Stem Cover
- Protective Cover

#### ITEM NO.:

**JCP301-30SQ**  
**JCP301-35**

#### SIZE:

10 ft x 10 ft (3.0m x 3.0m)  
11.5 ft (3.5m)

#### CANOPY SHAPE:

Square  
Octagon









JCP.401

---





SHOWN: JCP401-343RT (MW - Matte White) in 40434 Cast Slate

# JCP.401 SIDEPOST ALU

---



Infinite Tilt  
Front to Back

#### FEATURES:

- Aluminum
- 360° Rotation
- Crank Lift System
- Infinite Tilt (front to back)
- Self-Locking Canopy Fasteners
- Single Wind Vent
- Internal Mast Stem Cover
- Protective Cover

#### ITEM NO.:

**JCP401-343RT**  
**JCP401-40**

#### SIZE:

10 ft x 14 ft (3.0m x 4.3m)  
13 ft (4.0m)

#### CANOPY SHAPE:

Rectangle  
Octagon







JCP.501

---







SHOWN: JCP501 (TK - Alu Teak) in 5404 Natural

# JCP.501 QUAD SIDEPOST ALU

---



#### FEATURES:

- Aluminum
- Up to 430.5 sq. ft. of Coverage
- Crank Lift System
- Infinite Tilt (front to back)
- Each Canopy Opens and Tilts Individually
- Self-Locking Canopy Fasteners
- Single Wind Vent
- Internal Mast Stem Cover
- Protective Cover

#### ITEM NO.:

**JCP501**  
**JCP501-P3**  
**JCP501-P2**

#### DESCRIPTION:

Frame & (4) Canopies  
Frame & (3) Canopies  
Frame & (2) Canopies

#### CANOPY SHAPE:

Square 10 ft. per canopy



Gutters connect JCP.501 canopies together to span big surfaces and canalize rain-water.

*Optional (one-piece) Gutters available.*



# FINISHES & FABRICS

## Finishes



**SS**  
Silver Anodized



**CC**  
Charcoal



**MW**  
Matte White  
*(Special Order)*




**TK**  
Alu Teak  
Not available on JCP201  
*(Special Order, 5% Upcharge)*


## Fabrics




**10020**  
Natté  
White




**10022**  
Natté  
Grey Chiné



**10059**  
Natté  
Dark Taupe




**10065**  
Natté  
Carbon Beige



**5403**  
Jockey  
Red



**5404**  
Natural




**5408**  
Black




**5416**  
Aruba




**5417**  
Tuscan




**5439**  
Navy



**5476**  
Heather  
Beige



**40428**  
Cast Ash



**40434**  
Cast Slate



**54011**  
Ginkgo

NOTE: Fabric and finishes shown are not to scale. Colors may vary slightly from the actual fabric and finish; please refer to the actual fabric swatch and frame sample to view true color and detail.

# BASE & MOUNT OPTIONS

## Compatible Base with Locking Wheels

Base finish matches frame finish except for TK (Alu Teak) which uses the CC (Charcoal) finish.



Locking all weather wheels rotate 360°.

**FEATURES:**

- Powder Coated
- Hot Galvanized Steel Base
- Locking Wheels

**ITEM NO.:**

- JCB101**
- JCB301**
- JCB401**

**DESCRIPTION:**

- 100 lbs. Freestanding Base
- 350 lbs. Freestanding Base
- 540 lbs. Freestanding Base

**SIZE:**

- 19.68" x 19.68" x 3.14"
- 39.37" x 39.37" x 6.29"
- 39.37" x 39.37" x 7.08"

**COMPATIBLE STYLE:**

- JCP.101
- JCP.201/JCP.301
- JCP.401

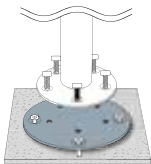
## Compatible Mount Kits

Mount Kit options for concrete and in-ground mounting.

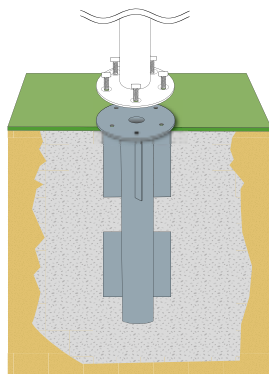
COMPATIBLE STYLE: JCP.201/JCP.301

ITEM NO.:	SIZE:	MOUNT KIT:
<b>JCB-MKC21*</b>	8.46" diameter, .63" thickness	Concrete
<b>JCB-MKG16</b>	6.3" diameter, .47" thickness, 19.53" depth	In-Ground

**JCB-MKC21**



**JCB-MKG16**



**Includes:**  
Adapter plate & expansion bolts

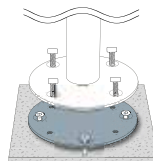
**Includes:**  
In-ground fitting

\*Adapter plate finish options:  
5T, CC

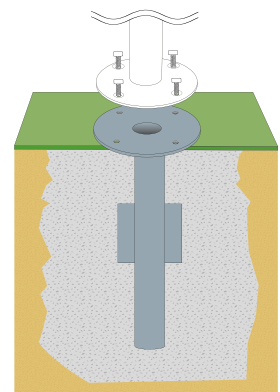
COMPATIBLE STYLE: JCP.401/JCP.501

ITEM NO.:	DESCRIPTION:	MOUNT KIT:
<b>JCB-MKC25*</b>	9.84" diameter, .63" thickness	Concrete
<b>JCB-MKG25</b>	9.84" diameter, .63" thickness, 19.69" depth	In-Ground

**JCB-MKC25**



**JCB-MKG25**



**Includes:**  
Adapter plate & expansion bolts

**Includes:**  
In-ground fitting

\*Adapter plate finish options:  
5T, CC

# ACCESSORIES

## MOROCCAN LANTERN



ITEM NO.:  
**JCA-MOR-SM**  
**JCA-MOR-MD**  
**JCA-MOR-LG**

DESCRIPTION:  
Moroccan Lantern  
Moroccan Lantern  
Moroccan Lantern

SIZE:  
Small  
Medium  
Large

## ANTIBES WINE TUB



ITEM NO.:  
**JCA-ANT-WTB**

DESCRIPTION:  
Antibes Wine Tub

## ANTIBES WINE COOLER



ITEM NO.:  
**JCA-ANT-WCO**

DESCRIPTION:  
Antibes Wine Cooler



Lights sold separately

