



COLLECTION

'24'25

 **FABER**
FRANKE'S AIR EXPERT







At Faber,
we are proud
of our significant
heritage.

FRANKE'S AIR EXPERT

We invented the first hood in 1955. Since 1958, we have been offering hoods and air treatment solutions that meet consumer's needs and respect the environment.

Since 2005, we have been the **Air Expert of the Franke Group**, which for over 100 years stands for high quality, innovative engineering and exceptional design. Its recipe for success: building on traditions while creating new things. Together, we have grown successfully over all these years.

In 2021, Franke and Faber brands both became part of **Franke Home Solutions division**, a logical step to expand the Group's presence in the kitchen and conquer new territories together. By joining forces, we are making even better use of our know-how, experience and complementary skills.

We are now taking the opportunity to proudly announce our competence in air treatment and our expert position within the Franke Group.

It's the right moment to take this step forward, as this new endorsement, Franke's Air Expert, will enrich Faber and Franke with additional values. That's why, thanks to our leading expertise in air treatment, **we are Franke's Air Expert.**

IMPROVING AIR QUALITY SINCE 1955

**AT FABER, WE ARE PROUD
OF OUR SIGNIFICANT HERITAGE.**

Air is part of our origin and we have a unique expertise in our sector. Over the years we've molded air into a thousand forms, using steel, plexiglass, glass and wood.

We've turned the kitchen hood into an object of design. We've given it smart functions: light fittings, air conditioner and filters. In brief, we have connected it to the future. We understand how the world is changing and we keep innovating to make tomorrow's air even purer.

We are proud to be part of the Franke Group as its Air Expert.



1986
NOVA
The first chimney hood.



1995
AXIA
The first T Shape hood.



1999
M@STER
The first smart hood.



2004
MATRIX
The first hood that hangs like a picture.



2008
KLIMA
The first air conditioning hood.




2010
F-LIGHT GENERATION
The first chandelier hood.



2016
TALIKA
The first totally vertical hood.



2018
GLOW
With Airline Technology.



2019
GALILEO
The first hob extractor in A+++



2020
K-AIR
The first touch screen connected hood with air quality sensor



2021
AIR HUB
Faber enters the world of purification.



2022
AIR HUB PORTABLE
The first Faber hygieniser with exclusive 4x4 technology.

2023



TRUE DOUBLE BLACK
New platform vertical hoods.

THE RECIPE FOR A HEALTHIER FUTURE

We're on a mission to empower cleaner living at home through pioneering eco-friendly innovation and acting responsibly throughout our business and beyond. But we can't do it alone. By sharing the same vision and respect for the environment, we can achieve greater long term positive impact. Here's a taste of what we have accomplished so far.

76%

of electric consumption
in 2022 was renewable
energy.

87%

of waste created
in 2022 was reused
or recycled.

78%

of Franke packaging
is made from
renewable materials.

Results to date gathered by HS Hoods division.

HOODS

Faber has hoods that are designed to reduce energy consumption thanks to their LED Light technology and other advanced technologies that can benefit the entire household. As a result, Faber hoods are category benchmarks for energy efficiency.

FILTERS

Designed for long lasting efficiency thanks to multilayer technology and innovative design allowing filters to be easily removed and washed in the dishwasher every 3-4 months for a maximum duration of 3 years.





OUR FIRST INSPIRATION: PEOPLE

At Faber, we know how to look far but also very close.
We look at people because they are our inspiration.
Their needs and desires are the basic principles
for which we strive to supply better and better
products, time after time.

We study every single action people do in a kitchen,
even the smallest one. This allows us to offer products
realized in accordance with the needs of the people.

**BECAUSE EVERYTHING DEPENDS
ON WELLNESS OF THE PEOPLE.**

SAFETY

IS IN RELIABLE HANDS



When everything is working as it should, home is a more useful place. And when the air is pure and clean, home becomes a place of true functionality. That's what reliability means to us: making life better for years to come.



RECORDS IN EXCELLENCE



- ▲ The first **ISO 9001** Quality Certification in the field of kitchen hoods.



- ▲ **SGS Certificate of Excellence n°001:** a worldwide first.



- ▲ Integrated Management System for Quality (**ISO 9001:2015**), Occupational Health and Safety (**ISO 45001**) and the Environment (**ISO 14001**) certified by SGS.



THE CHINESE
QUALITY MARK

- ▲ Products conforming to the strictest safety requirements and to standards **EN 61591** and **EN 60704-3**, tested in an authorized in-house laboratory, certified and guaranteed by leading international bodies.

A photograph of a man with a beard and a young child with curly hair hugging each other outdoors. The scene is bathed in warm, golden sunlight, creating a soft, intimate atmosphere. The child is wearing a denim jacket and has their eyes closed in a joyful expression. The man is wearing a light-colored sweater. The background is blurred, showing hints of a park or outdoor setting.

Reliability
is a constant characteristic
of all Faber products.




PRO & UNDER CABINET 38

BREVA PRO 40
TIVANO 48
CAMINO PRO 54
LEVANTE II 58
LEVANTE G 62
LEVANTE E 63

WALL 64

 STILO SUPREMA 66
STILO GLASS 72
STILO 76
DAMA 78
NOVA PRO 82
CLASSICA PLUS 86
TENDER 90
TRATTO 91

ISLAND & CEILING 92

 STRATUS ISOLA 96
HIGH-LIGHT 102
DAMA ISOLA 106

INSERT 108

INCA SD 110
INCA HC 113
INCA PRO PLUS 114
INCA PRO 18 118
INCA IN-LIGHT 124
INCA LUX PLUS 128
INCA LUX 133
INCA SMART SS 134
INCA SMART GR 135

INTEGRATED 136

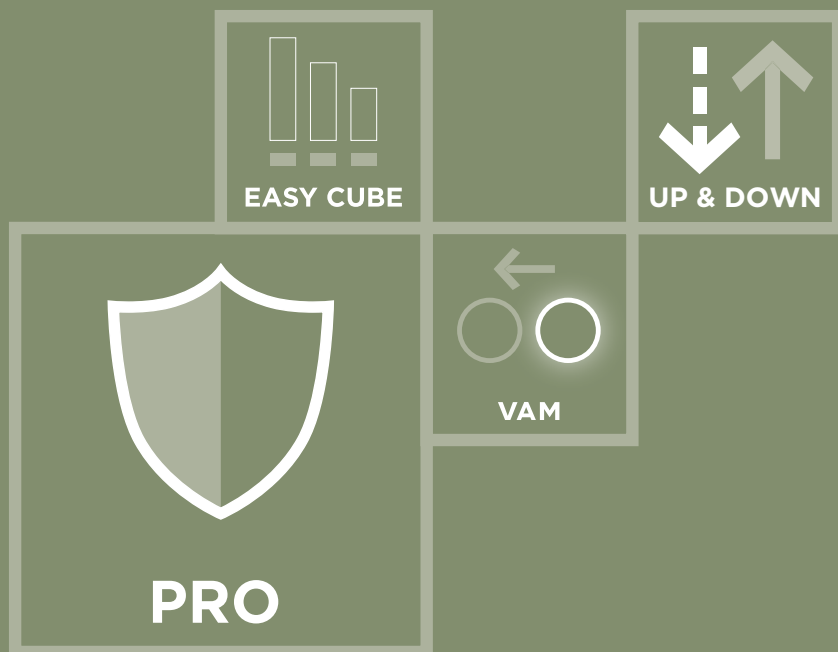
FLEXA 138
CRISTAL 141

DOWN DRAFT 142


SCIROCCO LUX 144
SCIROCCO PLUS 145

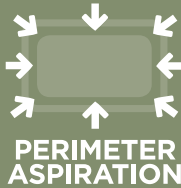

ICONIC 146

ZOOM 148
CHLOE 152
CYLINDRA 154
CYLINDRA ISOLA 155



ADVANCED TECHNOLOGY FOR REAL LIFE BENEFITS







SOUND PRO

Reducing turbulence and swirls in the internal airflow, the new blowers technology succeeds in both limiting noise and improving the sound quality of the hood.



FABER CLOUD

The exclusive Faber Cloud app can be used to monitor the air quality in your kitchen by adjusting the settings of your hood at any time, even from any mobile device.



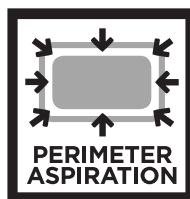
TUNABLE WHITE

Choose and vary the color temperature of the light, from warmer (tending to yellow) to colder (tending to white).




24 HOUR

Keeping kitchens fresh and odor free around the clock, the 24 Hour feature automatically turns the hood on for 10 minutes every hour.




PERIMETER ASPIRATION

By drawing air through a narrowed channel, Perimeter Aspiration increases suction and reduces noise without increasing energy consumption.




REMOTE BLOWER

Allows for higher performance levels, improves efficiency and reduces air noise.




VAM

VAM (Variable Air Management System) features enable you to permanently set extraction speeds in line with local building codes.



LED LIGHT

More durable, brighter and energy-efficient, cool to touch LED Lights offer exceptional performance compared to standard bulbs.



LIGHT DIMMER

Dimmable light: at the touch of a button the light is dimmed down and can be left on for extended time with minimal energy consumption.




REMOTE CONTROL

The ADA compliant wireless remote conveniently controls all the hood's features.



FILTER ALARM

Filter saturation alarm: warns you when it is time to clean the grease filter.




EASY CUBE

For faster, hassle-free fitting, Easy Cube makes installing and levelling hoods so much simpler.



SELF START

A special sensor switches the hood on as soon as air temperature reaches 130°F. A smart sensor activates your hood automatically whenever needed.



ENERGY MOTOR

The energy-efficient Energy Motor allows for longer duct runs, improving performance, reducing noise and giving you greater installation options.



VARI-DUCT

For increased installation options and better energy efficiency, Vari-Duct allows air to be vented via the top or back of a hood.



DELAY

Automatic shutdown delay: postpones the motor shutdown to eliminate residual odors completely.



EASY SNAP

The exclusive Easy Snap clip system is designed for an effortless installation of cabinet mounted hoods.




SEAMLESS CHIMNEY

The single-piece Seamless Chimney is easier to install, easier to clean and offers a more refined look.



PRO MOTOR

Helping increase airflow through the hood, our Pro Motor delivers more powerful extraction to take care of even the strongest cooking odors.



UP AND DOWN

Combining the function of a hood with a light fitting. The hood descends towards the cooktop to optimize suction and then rises back to the ceiling once cooking odors have been extracted.



INTENSIVE SPEED

Designed to deal with even the strongest cooking aromas, the Intensive Speed function activates maximum extraction power for 10 minutes.



THE FIRST COMFORT IS SILENCE



As kitchens become places for meeting and sharing moments at home, hoods increasingly need to combine high performances with quiet motors. Following in-depth studies and extensive research, Faber was able to develop a solution: Sound Pro.

SOUND PRO

Faber's new Sound Pro blowers reduce turbulence and resistance in the internal airflow. The new blower technology succeeds in both limiting noise and improving the sound quality of the hood.



Sound Pro technology
excels in limiting noise.



HUSH, IT'S COOKING TIME!

NOISE REDUCTION AND SOUND QUALITY OPTIMIZATION

At maximum power, the new technology limits the noise threshold of the hood up to -6db*, but it doesn't stop there. It also optimizes the sound produced, reducing the disturbance caused by high frequencies.

Now available in these Faber models.



NEW STILO SUPREMA



NEW STRATUS STAINLESS



NEW STRATUS WHITE



STILO GLASS



DAMA



INCA LUX PLUS



INCA LUX

*Data varies depending on the model in which the blower is installed.

FREE HANDS IN THE KITCHEN



The beauty of cooking is also that you can express yourself freely, without distractions. When you have a Faber range hood with Faber Cloud technology, you can manage the hood remotely with simple and intuitive functions.

ALWAYS CONNECTED

Faber has created an intelligent connection between a smart device and a Faber range hood, through an integrated system that works with Wi-Fi. A simple gesture is all it takes to control the hood from anywhere in the home. At the same time, the perfect operation of the hood can be controlled to extract cooking vapors and odors.





- Adjust light setting
- Change fan speed
- Activate boost mode
- Set 24-hour mode
- Check filter life status
- Operate auto-off timer



Faber Cloud seamlessly connects the Wi-Fi enabled Faber range hoods to any Android or iOS smart device so you can control your kitchen's environment from anywhere.

Now available in these Faber models.



NEW

STILO SUPREMA



STILO GLASS



INCA LUX PLUS



BREVA PRO



NEW

STRATUS STAINLESS



NEW

STRATUS WHITE



TUNABLE LIGHTS

Faber Tunable White lighting is a revolutionary way to customize and control the ambiance of your kitchen. Imagine being able to adjust the temperature of your lights to match the natural daylight outside.

Tunable White lighting provides a variety of lighting options to support your kitchen activities by allowing you to customize the lighting to suit your specific needs and preferences. This not only enhances functionality but also contributes to your overall well-being by creating a comfortable and enjoyable space to work in.

ENERGY EFFICIENT

Another advantage of Tunable White lighting is its energy efficiency. LED bulbs are already known for their efficiency, consuming significantly less energy than traditional incandescent bulbs. Tunable White lighting takes it a step further by allowing you to adjust the brightness levels, further reducing energy consumption.








Choose the lighting
color that is right
for you.

PERSONALIZED LIGHTING



Faber tunable white lighting is a versatile lighting solution that offers six controllable colors and three levels of intensity, allowing you to create the perfect lighting environment for your kitchen activities.

The ability to adjust the color temperature of the lighting allows you to switch between warm and cool tones, depending on your needs.

Warm lighting can create a cozy, inviting atmosphere, perfect for relaxed gatherings or evening meals. Cool lighting can provide a bright energizing space, ideal for tasks that require focus and concentration, such as cooking or meal preparation.

Now available in these Faber models.



NEW STRATUS STAINLESS



NEW STRATUS WHITE



INCA LUX PLUS



NEW STILO SUPREMA



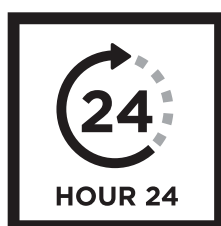
TAKE CARE OF THE AIR YOU BREATHE



At Faber, we use air technology to improve people's well-being and quality of life. Living with a Faber hood means feeling protected in your home and natural environment through improved air quality.

SELF START

A special sensor switches the hood on as soon as the air temperature reaches 130°F. Faber loves to make cooking easier and more enjoyable!



24-HOUR

Keeping kitchens fresh and odor free around the clock, the 24-hour feature automatically turns the hood on for 10 minutes every hour.



FILTER ALARM

The filter saturation alarm takes out the guesswork and will warn you when it is time to clean the grease filters or replace charcoal filters.

A woman with blonde hair tied back, wearing a white short-sleeved dress with small eyelet details, is smiling and looking down at a bowl of oranges on a kitchen counter. She is standing in front of a modern kitchen with white cabinetry and a large, sleek stainless steel range hood. Steam is rising from a pot on the stove, which is partially visible in the foreground. The scene is brightly lit, suggesting a clean and modern environment.

Faber range hoods
are capable of removing
up to 95% of cooking odors.

AIR QUALITY UNDER CONTROL

AND THE HOOD STARTS ITSELF AUTOMATICALLY

Wellness starts with us and the choices we make to live our best lives. Breathing clean air inside our home is essential to living well. Faber range hoods eliminate cooking pollutants for safe, clean air in your kitchen.

Models with SELF START technology



BREVA PRO



CAMINO PRO

Models with 24 HOUR technology



 STILO SUPREMA



BREVA PRO



INCA LUX PLUS



STILO GLASS



ZOOM

Models with ALARM FILTER technology



 STILO SUPREMA



BREVA PRO



INCA LUX PLUS



STILO GLASS



CYLINDRA



STRATUS ISOLA



HIGH-LIGHT



CHLOE

THE IDEAL SOLUTION FOR YOUR HOME



PERIMETER ASPIRATION:
EXCLUSIVE TO FABER
TECHNOLOGY, CREATING
Purer AIR WITH MORE
EFFICIENT EXTRACTION.



FABER HOODS HAVE A LOWER
ENVIRONMENTAL IMPACT
WITH LED LIGHTING AND
ENERGY-EFFICIENT
CONSUMPTION OF THE MOTOR.



FABER TUNABLE LIGHTS
SUPPORT YOUR KITCHEN
ACTIVITIES BY ALLOWING YOU
TO CUSTOMIZE THE LIGHTING
TO SUIT YOUR NEEDS.



HOODS EQUIPPED WITH THE
SMARTEST FEATURES, TIMERS,
REMOTE CONTROLS AND
CONNECTION TO THE HOME.



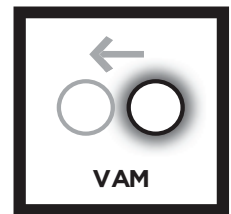
THE MOST EFFECTIVE EXTRACTION TECHNOLOGY

SUPERIOR EXTRACTION

The PRO blower technology makes as little noise as possible even at maximum power. With 10% more extraction even the most persistent cooking vapors and smells are eliminated in just a few minutes.



VARIABLE AIR MANAGEMENT SYSTEM



Adjusting CFMs to meet local building codes is easy with the Variable Air Management (VAM) feature on certain Faber models.

Our exclusive VAM technology allows you to adjust your hood to the most common CFM levels: 295, 395 or 600 class performance. VAM aids in helping the installer set the speed permanently to a lower CFM based on local make up air codes.







PRO & UNDER CABINET HOODS

BREVA PRO	40
TIVANO	48
CAMINO PRO	54
LEVANTE II	58
LEVANTE G	62
LEVANTE E	63



BREVA PRO

40 / FABER



BREVA PRO

The Brevia Pro's attention to detail makes it both aesthetically pleasing and capable of top-level performance in filtering out cooking particles for improved air quality in your kitchen.



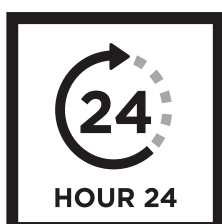
FABER CLOUD

The ultimate solution for monitoring and enhancing the air quality in your kitchen. With the Faber Cloud app, you can conveniently adjust the settings of your hood from any mobile device, or from any voice-enabled device.



FILTER ALARM

The filter saturation alarm will alert you when it is time to clean the grease filter, ensuring optimal performance.



24 HOURS

Experience around-the-clock freshness with Faber 24 Hour feature. This intelligent function automatically turns the hood on for ten minutes every hour, keeping your kitchen odor-free throughout the day.





FABER CLOUD TECHNOLOGY

The exclusive Faber Cloud app can be used to monitor the air quality in your kitchen by adjusting the settings of your hood at any time, even from any mobile device.



FILTER ALARM INDICATOR

Filter saturation alarm: warns you when it is time to clean the grease filter.



AUTO FUNCTION

Keeping kitchens fresh and odor free around the clock, the 24 Hour feature automatically turns the hood on for 10 minutes every hour.



CHANGE FAN SPEED

VAM (Variable Air Management System) features enable you to permanently set extraction speeds in line with local building codes.



ACTIVATE BOOST MODE

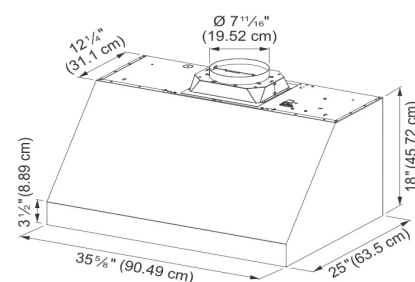
Thanks to the Double Intensive Function, even the most persistent cooking steam and smells are eliminated in just a few minutes.




LIGHT DIMMER

Dimmable lights: At the touch of a button the light is dimmed down and can be left on for an extended time with minimal energy consumption.

The Brevia Pro is a game changer when it comes to improving the environment in your kitchen. Its sleek design, advanced features, and user-friendly interface make it an invaluable addition to any kitchen.



NOTE: DIMENSIONS FOR 36"



BREVA PRO 18

MODEL	FUN	SIZE/MATERIAL	MOTOR CLASS	MAP
BREV308SS600	335.0668.703	30" Stainless Steel	PRO 295/395/600 Metal Impellers	\$1,849
BREV368SS600	335.0668.704	36" Stainless Steel	PRO 295/395/600 Metal Impellers	\$1,949
BREV48SS1200	335.0668.702	48" Stainless Steel	PRO 1200 Metal Impellers	\$2,629

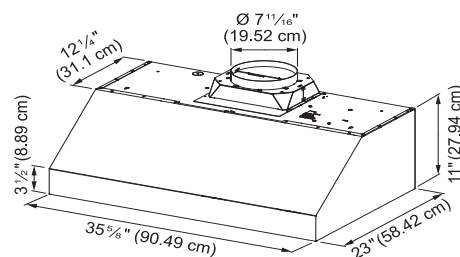
FEATURES	PERFORMANCE	ACCESSORIES	MAP
Dimensions Ceiling Height See page 158 Canopy Depth-Height 25" D x 18" H Ducting Type Ducted / Ductless with DUCTGR kit Duct Size Vari-Duct - 8" Round Top or Rear Vent. With 2nd blower, 10" Top or Rear Vent Lighting Type Energy-Efficient LED # of Bulbs 2 Lights - 1 Watt - 3 Level on 30" 3 Lights - 1 Watt - 3 Level on 36" 4 Lights - 1 Watt - 3 Level on 48" Grease Filters Filter Type Pro Stainless Steel Baffle Filter Wash Reminder Yes Dishwasher Safe Yes Dishwasher Safe Grease Rail Yes		Motor No. of Fan Speeds 5 Motor Class PRO 295 / 395 / 600 Metal Impellers PRO 1200 Metal Impellers for 48" Variable Air Management 295, 395, 600 CFM Display Controls Digital LED Heat Sensor Yes Delay Shut-off 30 Minutes Intensive Speed 2 Levels x 6 Minutes Other ADA Compliant With Remote Control APP or Voice Controlled Faber Cloud App, Apple Siri, Google Home or Amazon Alexa compatible voice control Remote Control Purchase Separately Power Cord Included Yes 24 Hour Anti-Pollution Mode Yes	
		TELEPRO30 Telescopic Chimney Kit 30"	\$409
		TELEPRO36 Telescopic Chimney Kit 36"	\$429
		TELEPRO48 Telescopic Chimney Kit 48"	\$465
		FILTER6 Charcoal Filter	\$65
		BACK30 Backsplash 30"	\$229
		BACK36 Backsplash 36"	\$245
		BACK48 Backsplash 48"	\$349
		WIREBOX2 Fixed Wire Box	\$85
		DUCTGRT304 Ductless Vent Grate Recirc. Kit 30" (Adds 4" Height)	\$299
		DUCTGRT364 Ductless Vent Grate Recirc. Kit 36" (Adds 4" Height)	\$309
		IB600PR 1200 CFM Pro Motor (For BREV368SS600 - Adds a Second Blower)	\$549
		REMORIG Remote Control	\$59
		MUDAMPER8 8" Make-up Air Kit	\$485
		MUDAMPER10 10" Make-up Air Kit (Use with IB600PR)	\$535




The Brevia Pro innovative design marries function and form to beautify and benefit every home by improving the environment in ways that can be both seen and felt.

With its sleek and modern aesthetics, the Brevia Pro seamlessly integrates into any kitchen space, becoming a statement piece that enhances the overall ambiance.

But it is not just about the looks - the Brevia Pro is equipped with advanced features that work to improve the air quality in your kitchen. The cutting edge pro blower efficiently filters out harmful cooking pollutants and odors.



NOTE: DIMENSIONS FOR 36"



BREVA PRO 11

MODEL	FUN	SIZE/MATERIAL	MOTOR CLASS	MAP
BREV30ISS600	300.0668.705	30" Stainless Steel	PRO 295/395/600 Metal Impellers	\$1,529
BREV36ISS600	300.0668.707	36" Stainless Steel	PRO 295/395/600 Metal Impellers	\$1,629

FEATURES	PERFORMANCE	ACCESSORIES	MAP
Dimensions Ceiling Height See page 158 Canopy Depth-Height 23" D x 11" H Ducting Type Ducted / Ductless with DUCTGR Kit Duct Size Vari-Duct - 8" Round Top or Rear Vent Lighting Type Energy-Efficient LED # of Bulbs 2 Lights - 1 Watt - 3 Level on 30" 3 Lights - 1 Watt - 3 Level on 36" Grease Filters Filter Type Pro Stainless Steel Baffle Filter Wash Reminder Yes Dishwasher Safe Yes Dishwasher Safe Grease Rail Yes	Motor No. of Fan Speeds 5 Motor Class PRO 295 / 395 / 600 Metal Impellers Variable Air Management 295, 395, 600 CFM Display Controls Digital LED Heat Sensor Yes Delay Shut-off 30 Minutes Intensive Speed 2 Levels x 6 Minutes Other ADA Compliant With Remote Control, Voice activated smart speaker or Faber Cloud App APP or Voice Controlled Faber Cloud App, Apple Siri, Google Home or Amazon Alexa compatible voice control Remote Control Purchase Separately Power Cord Included Yes 24 Hour Anti-Pollution Mode Yes	TELEPRO30 \$409 Telescopic Chimney Kit 30" TELEPRO36 \$429 Telescopic Chimney Kit 36" FILTER6 \$65 Charcoal Filter BACK30 \$229 Backsplash 30" BACK36 \$245 Backsplash 36" WIREBOX2 \$85 Fixed Wire Box DUCTGRT304 \$299 Ductless Vent Grate Recirc. Kit 30" (Adds 4" Height) DUCTGRT364 \$309 Ductless Vent Grate Recirc. Kit 36" (Adds 4" Height) REMORIG \$59 Remote Control MUDAMPER8 \$485 8" Make-up Air Kit	







TIVANO



Less consumption,
more efficiency.

TIVANO

Tivano's powerful energy-efficient 395 CFM interior motor delivers quiet yet powerful smoke and odor removal. The multi-speed control allows precise adjustments to desired fan speed for optimal clean air performance.



LED LIGHTS

Adequate lighting is essential while cooking. The Tivano LED task lighting provides excellent visibility over the entire cooking area, with a considerable energy savings.

ENERGY MOTOR

Faber efficient energy motor, designed to enhance your ventilation system in multiple ways. Improved performance, reduced noise levels, and increased installation flexibility.

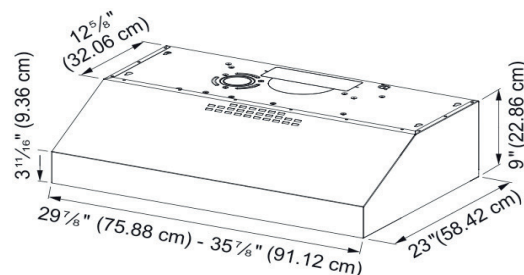
REMOTE CONTROL

The optional wireless remote conveniently controls blower speed, lights and more. Controlling your hood is easier than ever. ADA compliant.



Tivano hoods are the perfect addition to any kitchen. Their minimalist design, high extraction capacity, and functionality make them a standout choice for anyone looking to enhance their cooking experience.

Tivano hoods are designed with ease of maintenance in mind. With their removable and dishwasher-safe filters, cleaning them not only saves time and effort but also ensures optimal performance.



TIVANO



MODEL	FUN	SIZE/MATERIAL	MOTOR CLASS	MAP
TVNO30SS395	300.0668.709	30" Stainless Steel	395 CFM	\$689
TVNO36SS395	300.0668.708	36" Stainless Steel	395 CFM	\$779

FEATURES	PERFORMANCE	ACCESSORIES	MAP
Dimensions <hr/> Canopy Depth-Height 23" D x 9" H Ducting <hr/> Type Ducted/Ductless Duct Size Vari-Duct 7" round (top), 3 1/4" x 10" Rectangle (top/back)	Motor <hr/> No. of Fan Speeds 4 Motor Class 395 CFM Energy-Efficient Motor Yes Display <hr/> Controls Electronic with White LED Intensive Speed 10 Minutes Delay Shut-off 15 Minutes Other <hr/> ADA Compliant With Remote Control Remote Control Purchase Separately Fixed Wiring Box Yes	FILTER5 Charcoal Filter Kit \$45 REMORIG Wireless Remote Control \$59	
Lighting <hr/> Type Energy-Efficient LED # of Bulbs Two - 5 Watt - 1 Level Grease Filters <hr/> Filter Type Stainless Steel Mesh Dishwasher Safe Yes			





CAMINO PRO

**SELF-START**

The intelligent sensor activates your hood automatically when the air temperature reaches 130°F.

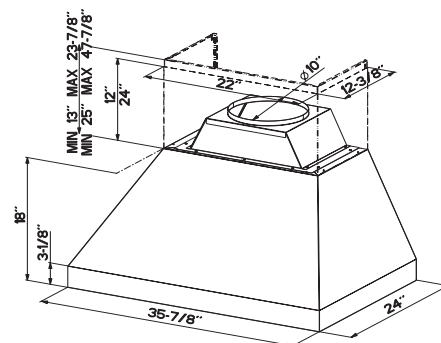
**PRO MOTOR**

Engineered with high-performance components that enable the motor to deliver superior airflow. The increased airflow helps to quickly and effectively remove cooking by-products from lingering in your kitchen.

**INTENSIVE SPEED**

Activate it whenever you need it, to deliver maximum extraction power for 10 minutes. A convenient and hassle-free way to deal with even the strongest cooking odors.

Camino Pro is a range hood that looks beyond your kitchen walls, opening up new horizons in design and redefining life in the home. This industrial-designed hood packs the performance needed. The PRO motor and stainless baffle filters deliver a powerful extraction system to make the air cleaner.



NOTE: DIMENSIONS FOR 36"

CAMINO PRO



MODEL	FUN	SIZE/MATERIAL	MOTOR CLASS	MAP
CAPR36SS600	335.0564.582	36" Stainless Steel	600 CFM PRO	\$1,959
CAPR36SS1200	335.0564.581	36" Stainless Steel	1200 CFM PRO	\$2,309
CAPR48SS1200	335.0564.570	48" Stainless Steel	1200 CFM PRO	\$2,779

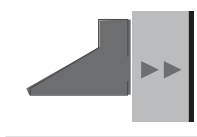
CHOOSE YOUR DUCT COVER			MAP
CHIM2224	36" Camino Chimney 8' - 9' Ceiling		\$279
CHIM2248	36" Camino Chimney 9' - 11' Ceiling		\$345
CHIM3424	48" Camino Chimney 8' - 9' Ceiling		\$345
CHIM3448	48" Camino Chimney 9' - 11' Ceiling		\$429

FEATURES		PERFORMANCE	ACCESSORIES	MAP
Dimensions		Motor		
Canopy Depth-Height	24" D x 18" H	No. of Fan Speeds	4	
Ducting		Motor Class	PRO 600/1200 Metal Impellers	
Type	Ducted/Recirculating with FILTER1/FILTER1LL2	Self Start Heat Sensor	Yes	
Lighting		Display		
Duct Size 600 CFM	Vari-Duct - 6" Round Top or Rear Vent	Controls	Electronic Rainbow Knob	
Duct Size 1200 CFM	Top Two - 6" Round or One - 10" Round	Intensive Speed	10 Minutes	
Grease Filters		Delay Shut-off	10 Minutes	
Type	Energy-Efficient LED	Other		
# of Bulbs - 36"	Two - 5 Watt - 2 Level	ADA Compliant	No	
# of Bulbs - 48"	Four - 5 Watt - 2 Level	Fixed Wiring Box	Yes	
Light Dimmer	Yes			
CFMRED			CFMRED	\$59
			CFM Reducer Kit 300 CFM	
CFMRED2			CFMRED2	\$59
			CFM Reducer Kit 400 CFM	
MUDAMPER6			MUDAMPER6	\$459
			6" Make-up Air Kit	
MUDAMPER8			MUDAMPER8	\$485
			8" Make-up Air Kit	
MUDAMPER10			MUDAMPER10	\$535
			10" Make-up Air Kit	
FILTER1			FILTER1	\$65
			Replacement Charcoal Filter Kit (2 x 1200 CFM)	
FILTER1LL2			FILTER1LL2	\$189
			Long Lasting Charcoal Filter Kit (2 x 1200 CFM)	
Filter Type	Pro Stainless Steel Baffle			
Dishwasher Safe	Yes			



TIMELESS, VERSATILE: LEVANTE

The simplicity that makes you love it and the ease of use that improves everyday life, with the certainty of constant and enduring reliability.



VARI-DUCT*

For increased installation options and better energy efficiency.



INTENSIVE SPEED*

Designed to deal with even the strongest cooking aromas. Maximum extraction power for ten minutes.

* Not available on all models.

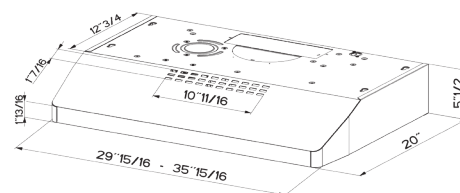


Energy efficient
multi-speed motor.



The Levante II range hood is not only remarkably effective at neutralizing vapors and odors in the kitchen, but it also provides a satisfying experience, making the environment even more comfortable.

In addition, its energy-efficient LED lights consume very little energy, while still providing a natural light that ensures excellent visibility in the kitchen.

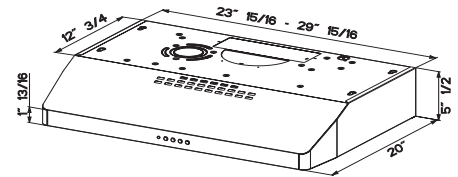


LEVANTE II



MODEL	FUN	SIZE/MATERIAL	MOTOR CLASS	MAP
LEVT30SS395	300.0669.604	30" Stainless Steel	395 CFM PRO	\$459
LEVT36SS395	300.0669.602	36" Stainless Steel	395 CFM PRO	\$495

FEATURES		PERFORMANCE	ACCESSORIES	MAP
Dimensions		Motor	FILTER5	\$45
Canopy Depth-Height	21" D x 5 1/2" H	No. of Fan Speed	4	Charcoal Filter Kit
Ducting		Motor Class	395 CFM	REMORIG
Type	Ducted/Ductless	Energy-Efficient Motor	Yes	Wireless Remote Control
Top Vent	Vari-Duct - 7" Round, 3 1/4" x 10" Rectangle	Display		
Rear Vent	Vari-Duct 3 1/4" x 10" Rectangle	Controls	Electronic with White LED	
Lighting		Intensive Speed	10 Minutes	
Type	Energy-Efficient LED	Delay Shut-off	15 Minutes	
# of Bulbs	Two - 5 Watt - 1 Level	Other		
Grease Filters		ADA Compliant	With Remote Control	
Filter Type	Stainless Steel Mesh	Remote Control	Purchase Separately	
Dishwasher Safe	Yes	Fixed Wiring Box	Yes	



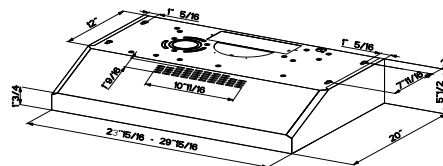
LEVANTE G



MODEL	FUN	SIZE/MATERIAL	MOTOR CLASS	MAP
LEVVG24SS300	300.0622.854	24" Stainless Steel	300 CFM	\$329
LEVVG30SS300	300.0622.855	30" Stainless Steel	300 CFM	\$339

FEATURES		PERFORMANCE		ACCESSORIES	MAP
Dimensions		Motor		FILTERS	\$45
Canopy Depth-Height	21" D x 5 ½" H	No. of Fan Speeds	4	Charcoal Filter Kit	
Ducting		Motor Class	300		
Type	Ducted/Ductless	Energy-Efficient Motor	Yes		
Top Vent	Vari-Duct - 7" Round, 3 ¼" x 10" Rectangle	Display			
Rear Vent	Vari-Duct 3 ¼" x 10" Rectangle	Controls	Electronic Push Button		
Lighting		Intensive Speed	10 Minutes		
Type	Halogen	Other			
# of Bulbs	Two - 35 Watt 1 Level	ADA Compliant	No		
Grease Filters		Fixed Wiring Box	Yes		
Filter Type	Mesh				
Dishwasher Safe	Yes				

62 / FABER



LEVANTE E



MODEL	FUN	SIZE/MATERIAL	MOTOR CLASS	MAP
LEVE24SS200	300.0669.597	24" Stainless Steel	200 CFM	\$195
LEVE24WH200	300.0669.600	24" White	200 CFM	\$185
LEVE30SS200	300.0669.599	30" Stainless Steel	200 CFM	\$225
LEVE30WH200	300.0669.598	30" White	200 CFM	\$205

FEATURES	PERFORMANCE	ACCESSORIES	MAP
Dimensions Canopy Depth-Height 21" D x 5 1/2" H Ducting Type Ducted/Ductless Top Vent Vari-Duct - 7" Round, 3 1/4" x 10" Rectangle Rear Vent Vari-Duct 3 1/4" x 10" Rectangle Lighting Type Incandescent # of Bulbs One - 40 Watt - 1 Level Grease Filters Filter Type Mesh Charcoal Filter One Included Dishwasher Safe Yes	Motor No. of Fan Speeds 2 Motor Class 200 Energy-Efficient Motor Yes Display Controls Rocker Switch Other ADA Compliant With Separate Wall Switch Fixed Wiring Box Yes	FILTER8 Charcoal Filter Kit	\$45



FABER

1 2 3 4 5 6 7 8 9 10 11 12



WALL HOODS

NEW	STILO SUPREMA	66
	STILO GLASS	72
	STILO	76
	DAMA	78
	NOVA PRO	82
	CLASSICA PLUS	86
	TENDER	90
	TRATTO	91



STILO SUPREMA



FABER

1 2 3 4 5 6 7 8 9 10 11 12 13 14 15 16 17 18 19 20 21 22 23 24 25 26 27 28 29 30 31 32 33 34 35 36 37 38 39 40 41 42 43 44 45 46 47 48 49 50 51 52 53 54 55 56 57 58 59 60 61 62 63 64 65 66 67 68 69 70 71 72 73 74 75 76 77 78 79 80 81 82 83 84 85 86 87 88 89 90 91 92 93 94 95 96 97 98 99 100

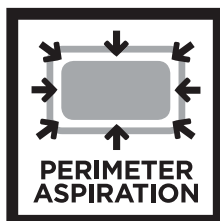
FABER / 67

STILO

SUPREMA

NEW

The Stilo Suprema is not only aesthetically pleasing with its sleek stainless steel and black glass design, but it also offers impressive functionality. One of the standout features of the Stilo Suprema is the Perimeter Aspiration technology. This technology effectively removes and filters out unwanted odors and particles from the air. This ensures that your kitchen remains clean and fresh, even during intense cooking sessions.



PERIMETER ASPIRATION

Stilo Suprema has a unique design that allows it to draw air from the edges of the hood. This perimeter suction effectively captures and removes odors, smoke, and particles from the cooking area.



FABER CLOUD

Connecting your Faber Cloud Wi-Fi enabled range hood to your smart device brings convenience, flexibility, and improved control to your kitchen environment.



SOUND PRO TECHNOLOGY

Designed to minimize vibration and resonance, which can contribute to unwanted noise. This technology addresses these factors, delivering a quieter and more refined performance.



FABER

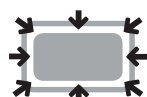
⏻ 1 2 3 4 5 6 7 8 9

Adds a touch of elegance
with its sleek stainless
steel and black glass.



TUNABLE LIGHTS

Adjust the color temperature of the lights - from cool to warm. Cooler lighting for tasks that require focus such as reading recipes, or a softer warmer light for a cozy and inviting atmosphere during meals.




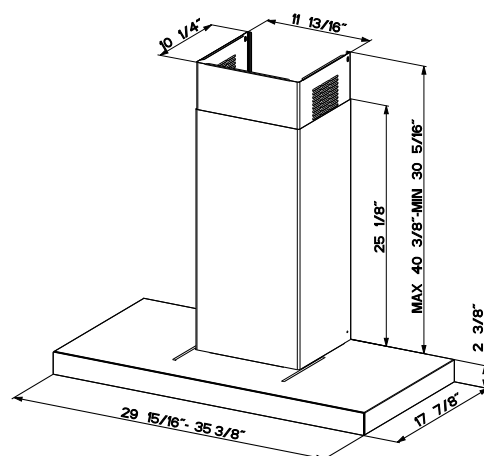
PERIMETER ASPIRATION

By narrowing the channel, the air velocity increases, creating a venturi effect, which enhances the extraction power. Removing smoke, grease, and odors more effectively from the cooking area.



24 HOURS

Convenient and efficient solution for maintaining a fresh and odor-free kitchen around the clock. Automated ventilation that turns the hood on for 10 minutes every hour.



NEW STILO SUPREMA

MODEL	FUN	SIZE/MATERIAL	MOTOR CLASS	MAP
STSP30SSV	325.0703.437	30" Stainless Steel / glass front	295 / 395 / 600 CFM	\$1,999
STSP36SSV	325.0703.436	36" Stainless Steel / glass front	295 / 395 / 600 CFM	\$2,099

FEATURES	PERFORMANCE	ACCESSORIES (sold separately)	MAP
Dimensions Ceiling Height See page 158 Canopy Depth-Height 17 7/8" D x 2 3/8" H Ducting Type Ducted/ Ductless with DUCT4 Kit Duct Size Top 6" Round Lighting Type Energy-Efficient LED Bar # of Bulbs One - 4 Watt - 2 Level Tunable lights Change light temperature from warm - cool Grease Filters Filter Type Stainless Mesh Dishwasher Safe Yes Filter Wash Alarm Yes	Motor No. of Fan Speeds 4 Speed Motor Class 295/395/600 Variable Air Management Ability to set to 295, 395, 600 CFM Energy Efficient Motor Yes Perimeter Aspiration Yes Sound Pro Yes Display Controls Digital LED behind glass Intensive Speed 6 Minutes Delay Shut-off 15 Minutes Anti-Pollution Mode 24 Hours Other ADA Complaint With Remote Control, Voice activated smart speaker or Faber Cloud App APP or Voice Controlled Faber Cloud App, Apple Siri, Google Home or Amazon Alexa compatible voice control Remote Control Purchase Separately Power Cord Included	HIGH4 \$339 High Ceiling Chimney Kit (up to 12') DUCT4 \$65 Ductless Conversion Kit FILTER2 \$55 Replacement Charcoal Filter MUDAMPER6 \$459 6" Make-up Air Kit MUDAMPER8 \$485 8" Make-up Air Kit REMORIG \$59 Wireless Remote Control WIREBOX \$55 Fixed Wiring Box	



FABER

1 2 3 4

The Stilo Glass makes an impression with its modern black glass and stainless design, discreet touch control, and strong performance. Its 24-hour pollution control effectively captures cooking vapors, and to ensure all odors are eliminated, simply activate the delay shutdown function.



STILO GLASS



FABER CLOUD

Faber Cloud seamlessly connects the Wi-Fi to any Android or iOS smart device so you can control your kitchen's environment from anywhere.



SOUND PRO TECHNOLOGY

Reducing turbulence and swirls in the internal airflow, the Sound Pro blowers technology succeeds in both limiting noise and improving the sound quality of the hood.



FILTER ALARM

Alerts you when the grease filter needs to be cleaned. This alarm is designed to ensure that the filter is always functioning at its best.



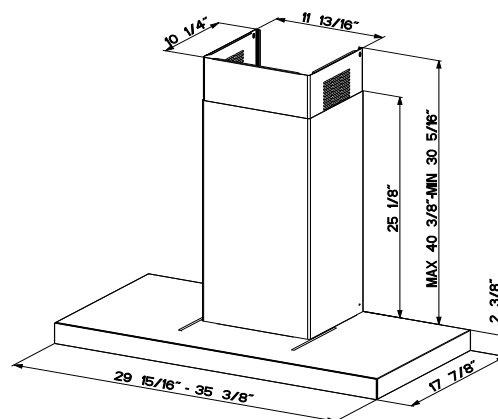
INTENSIVE SPEED

With just a touch of a button, you can activate maximum extraction power for 10 minutes to quickly and effectively remove any unwanted odors from the kitchen.



DELAY

With automatic delay shutdown, you can have peace of mind knowing the motor will continue to work diligently to eliminate any residual odors.



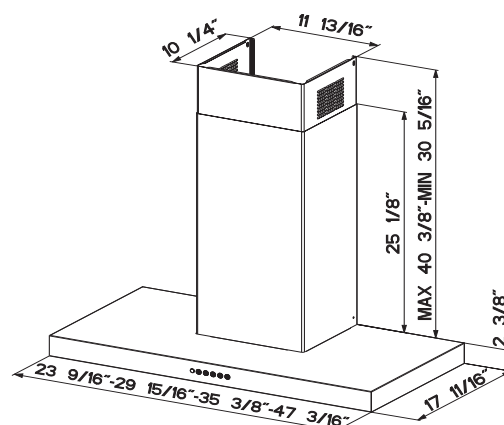
STILO GLASS

MODEL	FUN	SIZE/MATERIAL	MOTOR CLASS	MAP
STGL30SSV	325.0678.082	30" Stainless Steel / glass front	295 / 395 / 600 CFM	\$1,419
STGL36SSV	325.0678.081	36" Stainless Steel / glass front	295 / 395 / 600 CFM	\$1,519


FEATURES	PERFORMANCE	ACCESSORIES (sold separately)	MAP
Dimensions Ceiling Height See page 158 Canopy Depth-Height 17 7/8" D x 2 3/8" H Ducting Type Ducted/ Ductless with DUCT4 Kit Duct Size Top 6" Round Lighting Type Energy-Efficient LED # of Bulbs Two - 1 Watt - 1 Level Grease Filters Filter Type Stainless Mesh Dishwasher Safe Yes Filter Wash Alarm Yes	Motor No. of Fan Speeds 4 Speed Motor Class 295/395/600 Variable Air Management Ability to set to 295, 395, 600 CFM Energy Efficient Motor Yes Sound Pro Yes Display Controls Digital LED behind glass Intensive Speed 6 Minutes Delay Shut-off 15 Minutes Anti-Pollution Mode 24 Hours Other ADA Complaint With Remote Control, Voice activated smart speaker or Faber Cloud App APP or Voice Controlled Faber Cloud App, Apple Siri, Google Home or Amazon Alexa compatible voice control Remote Control Purchase Separately Power Cord Included	HIGH4 High Ceiling Chimney Kit (up to 12') \$339 DUCT4 Ductless Conversion Kit \$65 FILTER2 Replacement Charcoal Filter \$55 MUDAMPER6 6" Make-up Air Kit \$459 MUDAMPER8 8" Make-up Air Kit \$485 REMORIG Wireless Remote Control \$59 WIREBOX Fixed Wiring Box \$55	



The Stilo wall hood is a timeless and stylish option that offers numerous features. With the delayed auto-off feature, the Stilo hood continues to operate for a set period of time. By delaying the motor shutdown this allows for thorough ventilation, effectively removing any lingering smells and ensuring a fresh and clean kitchen.



STILO



MODEL	FUN	SIZE/MATERIAL	MOTOR CLASS	MAP
STIL24SSV2	325.0653.733	24" Stainless Steel	295/395/600 CFM	\$779
STIL30SSV2	325.0653.732	30" Stainless Steel	295/395/600 CFM	\$899
STIL36SSV2	325.0653.680	36" Stainless Steel	295/395/600 CFM	\$945
STIL48SSV2	325.0653.731	48" Stainless Steel	295/395/600 CFM	\$1,205

FEATURES	PERFORMANCE	ACCESSORIES (sold separately)	MAP
Dimensions Ceiling Height See page 158 Canopy Depth-Height 18 1/2" D x 2 3/8" H		HIGH4	\$339
Ducting Type Ducted/ Ductless with DUCT4 Duct Size Top 6" Round		DUCT4 Ductless Conversion Kit	\$65
Lighting Type Energy-Efficient LED # of Bulbs Two - 1 Watt - 1 Level		FILTER2 Replacement Charcoal Filter	\$55
Grease Filters Filter Type Mesh Dishwasher Safe Yes		MUDAMPER6 6" Make-up Air Kit	\$459
		MUDAMPER8 8" Make-up Air Kit	\$485
		REMORIG Wireless Remote Control	\$59
		WIREBOX Fixed Wiring Box	\$55
Motor No. of Fan Speeds 4 Speed Motor Class 295/395/600 Variable Air Management Ability to set to 295, 395, 600 CFM			
Display Controls Electronic with White LED Intensive Speed 10 Minutes Delay Shut-off 15 Minutes			
Other ADA Complaint With Remote Control Remote Control Purchase Separately Power Cord Included			



FABER

●●●●●



DAMA



SOUND PRO TECHNOLOGY

This technology is designed to reduce turbulence and resistance in the internal airflow, resulting in a quieter operation.



EASY CUBE

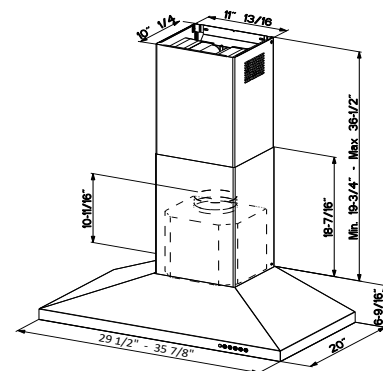
For hassle-free fitting, Easy Cube gets the hood installed just right, simplifying the process for flawless results every time.



INTENSIVE SPEED

With just a touch of a button, you can activate maximum extraction power for 10 minutes to quickly and effectively remove any unwanted odors from the kitchen.

The Dama range hood goes beyond its outstanding quiet performance by offering a design that is the epitome of perfection. With its clean lines and premium stainless steel materials, the Dama is a stunning solution to any kitchen.



WALL

DAMA



MODEL	FUN	SIZE/MATERIAL	MOTOR CLASS	MAP
DAMA30SSV2	320.0679.087	30" Stainless Steel	295/395/600 CFM	\$1,129
DAMA36SSV2	320.0679.088	36" Stainless Steel	295/395/600 CFM	\$1,229

FEATURES		PERFORMANCE		ACCESSORIES	MAP
Dimensions		Motor		HIGH4	\$339
Ceiling Height	See page 158	No. of Fan Speeds	4 Speed	High Ceiling Kit to 12'	
Canopy Depth-Height	20" D x 6 ⁹ / ₁₆ " H	Motor Class	295/395/600	DUCT4	\$65
Ducting		Variable Air Management	Ability to set to 295, 395, 600 CFM	Ductless Conversion Kit	
Type	Ducted / Ductless with DUCT4 kit	Energy Efficient Motor	Yes	FILTER2	\$55
Duct Size	Top 6" Round	Sound Pro	Yes	Replacement Charcoal Filter	
Lighting		Display		MUDAMPER6	\$459
Type	Energy-Efficient LED	Controls	Electronic with White LED	6" Make-up Air Kit	
# of Bulbs	Two - 1 Watt - 1 level	Intensive Speed	10 Minutes	MUDAMPER8	\$485
Grease Filters		Delay Shut-off	15 Minutes	REMORIG	\$59
Filter Type	Stainless Steel Baffle	Other		Wireless Remote Control	
Dishwasher Safe	Yes	ADA Compliant	With Remote Control	WIREBOX	\$55
		Remote Control	Purchase Separately	Fixed Wiring Box	
		Power Cord	Included		



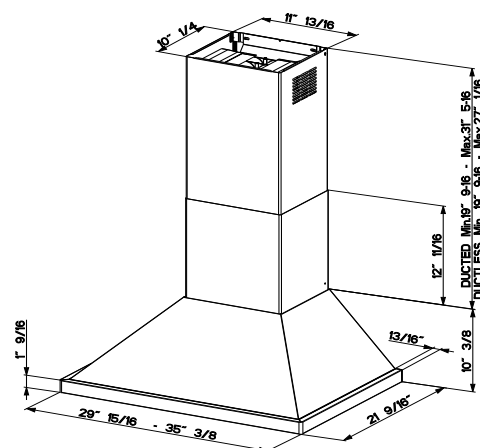
NOVA PRO



FABER



The Nova Pro stands out with its clean vertical lines and wrapped polished stainless steel edges, giving it a sleek and modern appearance. It also offers excellent functionality to meet your kitchen ventilation needs. With its Pro motor this hood is designed to handle the most demanding cooking tasks.



NOVA PRO




MODEL	FUN	SIZE/MATERIAL	MOTOR CLASS	MAP
NOPR30SSV	320.0558.501	30" Stainless Steel	295/395/600 CFM PRO	\$1,079
NOPR36SSV	320.0558.410	36" Stainless Steel	295/395/600 CFM PRO	\$1,185

FEATURES	PERFORMANCE	ACCESSORIES	MAP
Dimensions	Motor	HIGH4	\$339
Ceiling Height	No. of Fan Speeds	High Ceiling Kit to 12'	
Canopy Depth-Height	Motor Class	DUCT5	\$89
		Ductless Conversion Kit	
Ducting		FILTER1	\$65
Type	Variable Air Management	Replacement Charcoal Filter	
Duct Size	Ability to set to 295, 395, 600 CFM	FILTER1LL2	\$189
		Long Lasting Charcoal Filter	
Lighting	Display	MUDAMPER6	\$459
Type	Controls	6" Make-up Air Kit	
# of Bulbs	Electronic with White LED	MUDAMPER8	\$485
	Intensive Speed	8" Make-up Air Kit	
Grease Filters	Delay Shut-off	REMORIG	\$59
Filter Type	15 Minutes	Wireless Remote Control	
Dishwasher Safe	Other	WIREBOX	\$55
	ADA Compliant	Fixed Wiring Box	
	Remote Control		
	Power Cord		

The Classica Plus will amaze with its modern design and functionality. Equipped with energy-efficient LED lights which will illuminate your kitchen in a soft, shiny glow. Enjoy an easier, more relaxed cooking experience with clean air and more quality time with family and friends.




CLASSICA PLUS



VARIABLE AIR MANAGEMENT

Our exclusive VAM technology allows you to adjust your hood to the most common CFM levels: 295, 395, or 600 class performance right from the control panel.



ENERGY EFFICIENT


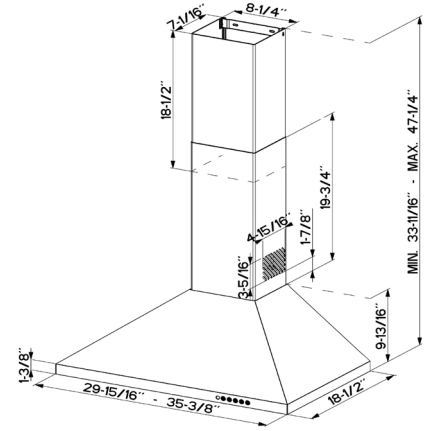
Faber energy-efficient motors are designed for maximum suction power and the best energy efficiency.



Seamless design,
premium features.



A classic seamless design meets premium features in the endearing Classica Plus, an excellent addition to any kitchen. Easy-to-use, quiet-to-run, energy-efficient, and powerful enough to keep the air fresh whatever's on the menu.

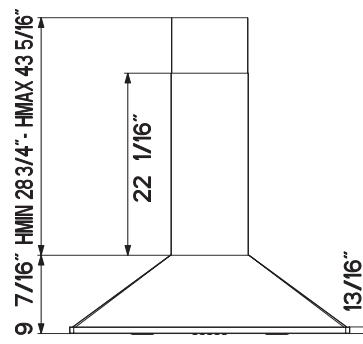


CLASSICA PLUS

MODEL	FUN	SIZE/MATERIAL	MOTOR CLASS	MAP
CLPL30SSV2	320.0679.756	30" Stainless Steel	295/395/600 CFM	\$749
CLPL36SSV2	320.0679.757	36" Stainless Steel	295/395/600 CFM	\$849

FEATURES		PERFORMANCE		ACCESSORIES	MAP
Dimensions		Motor		HIGHCLPL	\$249
Ceiling Height	See page 158	No. of Fan Speeds	4	High Ceiling Kit to 11' 8"	
Canopy Depth-Height	18 1/2" D x 9 13/16" H	Motor Class	295/395/600	DUCTCLPL	\$89
Ducting		Variable Air Management	Ability to set to 295, 395, 600 CFM	Ductless Conversion Kit	
Type	Ducted/Ductless with DUCTCLPL Kit	Energy-Efficient Motor	Yes	FILTER1	\$65
Duct Size	Top 6" Round	Display		Replacement Charcoal Filter	
Lighting		Controls	Electronic with White LED	FILTER1LL2	\$189
Type	Energy Efficient LED	Intensive Speed	10 Minutes	Long Lasting Charcoal Filter	
# of Bulbs	Two - 1 Watt - 1 level	Delay Shut-off	15 Minutes	MUDAMPER6	\$459
Grease Filters		Other		6" Make-up Air Kit	
Filter Type	Mesh	ADA Compliant	With Remote Control	MUDAMPER8	\$485
Dishwasher Safe	Yes	Remote Control	Purchase Separately	8" Make-up Air Kit	
		Power Cord	Included	REMORIG	\$59
				Wireless Remote Control	
				WIREBOX	\$55
				Fixed Wiring Box	

Tender is the perfect alternative to a standard canopy with its seamless and stunning design. Not only is it easier to keep clean, the distinctively different Tender is easy to operate with the electronic push-button display panel.



TENDER

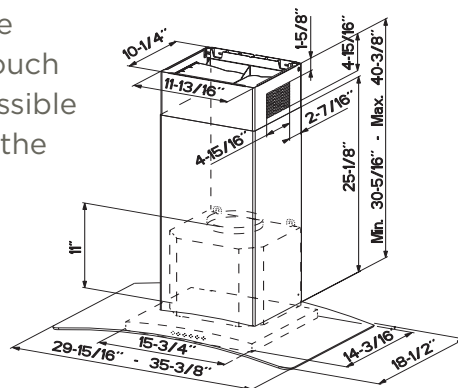


MODEL	FUN	SIZE/MATERIAL	MOTOR CLASS	MAP
TEND30SSV	320.0554.858	30" Stainless Steel	295/395/600 CFM	\$945
TEND36SSV	320.0554.859	36" Stainless Steel	295/395/600 CFM	\$999

FEATURES	PERFORMANCE	ACCESSORIES	MAP
Dimensions Ceiling Height See page 158 Canopy Depth-Height 19 21/32" D x 9 7/16" H Ducting Type Ducted/Ductless with DUCTCLPL Duct Size Top 6" Round Lighting Type Energy-Efficient LED # of Bulbs Two - 1 Watt - 1 level Grease Filters Filter Type Mesh Dishwasher Safe Yes	Motor No. of Fan Speeds 4 Motor Class 295/395/600 Variable Air Management Ability to set to 295, 395, 600 CFM Energy-Efficient Motor Yes Display Controls Electronic with White LED Intensive Speed 10 Minutes Delay Shut-off 15 Minutes Other ADA Compliant With Remote Control Remote Control Purchase Separately Power Cord Included	HIGHTNDR High Ceiling Kit Stainless to 11' 3" \$139 DUCTCLPL Ductless Conversion Kit \$89 FILTER1 Replacement Charcoal Filter \$65 FILTER1LL2 Long Lasting Charcoal Filter \$189 MUDAMPER6 6" Make-up Air Kit \$459 MUDAMPER8 8" Make-up Air Kit \$485 REMORIG Wireless Remote Control \$59 WIREBOX Fixed Wiring Box \$55	




The sophisticated yet minimalist look range hood is embellished with curved glass, making it even more stylish. The easy-to-use touch control panel makes it possible to operate the hood with the touch of a finger.



WALL

TRATTO



MODEL	FUN	SIZE/MATERIAL	MOTOR CLASS	MAP
TRAT30SSV	325.0556.128	30" Glass & SS	295/395/600 CFM	\$999
TRAT36SSV	325.0556.129	36" Glass & SS	295/395/600 CFM	\$1,099

FEATURES	PERFORMANCE	ACCESSORIES	MAP
Dimensions Ceiling Height See page 158 Canopy Depth-Height 18 1/2" D x 1 1/16" H Ducting Type Ducted/Ductless with DUCT4 Duct Size Top 6" Round Lighting Type Energy-Efficient LED # of Bulbs Two - 1 Watt - 1 level Grease Filters Filter Type Mesh Dishwasher Safe Yes	Motor No. of Fan Speeds 4 Motor Class 295/395/600 Variable Air Management Ability to set to 295, 395, 600 CFM Energy-Efficient Motor Yes Display Controls Electronic with White LED Intensive Speed 10 Minutes Delay Shut-off 15 Minutes Other ADA Compliant With Remote Control Remote Control Purchase Separately Power Cord Included	HIGH4 High Ceiling Kit to 12' \$339 DUCT4 Ductless Conversion Kit \$65 FILTER2 Replacement Charcoal Filter \$55 MUDAMPER6 6" Make-up Air Kit \$459 MUDAMPER8 8" Make-up Air Kit \$485 REMORIG Wireless Remote Control \$59 WIREBOX Fixed Wiring Box \$55	





ISLAND & CEILING HOODS

NEW

STRATUS ISOLA

96

HIGH-LIGHT

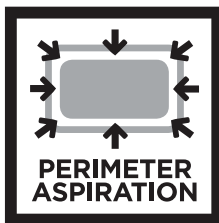
102

DAMA ISOLA

106



UNPARALLELED COMFORT



Faber's exclusive Perimeter Aspiration has cutting-edge technology that redefines the cooking experience.

Based on the study of aerodynamic flows inside the hood and targeted sound insulation, this Faber technology reduces noise at full power by 3dB(A). The Perimeter Aspiration accelerates the airflow through a narrow gap, and the air slows down once inside the hood to eliminate cooking odors—no bad smells.

**HIGHER EFFICIENCY, OUTSTANDING
PERFORMANCE. AVAILABLE ON STRATUS
ISOLA AND HIGH-LIGHT.**





STRATUS ISOLA

FABER / 97

STRATUS

ISOLA

The Stratus Isola hood is designed to blend seamlessly into your kitchen, creating a sleek cohesive look. Its built-in design ensures that it doesn't take up valuable space or obstruct the kitchen's overall design. Instead, it becomes a part of the kitchen, adding a touch of elegance and sophistication.

Do not let the discreet appearance fool you. The Stratus Isola is equipped with powerful extraction capabilities to effectively remove cooking odors, smoke, and grease from the kitchen. Its advanced filtration system ensures that the air remains fresh and clean.



TUNABLE LIGHTS

Adjust the color temperature of the lights - from cool to warm. Cooler lighting for tasks that require focus such as reading recipes, or a softer, warmer light for a cozy and inviting atmosphere during meals.



FABER CLOUD

Connecting your Faber Cloud Wi-Fi enabled range hood to your smart device brings convenience, flexibility, and improved control to your kitchen environment.



SOUND PRO TECHNOLOGY

Designed to minimize vibration and resonance, which can contribute to unwanted noise. This technology addresses these factors, delivering a quieter and more refined performance.



Experience the perfect
combination of technology
and style.

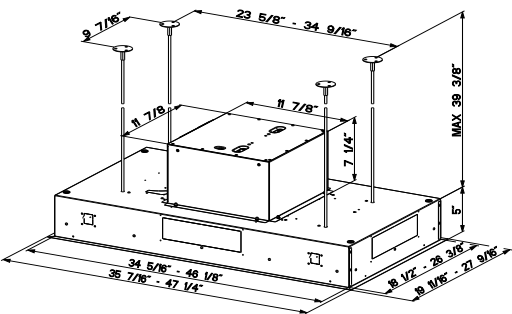


Stainless Steel




White Glass

The Stratus ceiling hood is a versatile built-in design that blends seamlessly into the kitchen ceiling to provide powerful extraction as well as style.



ISLAND & CEILING

NEW STRATUS ISOLA



MODEL	FUN	SIZE/MATERIAL	MOTOR CLASS	MAP
STRTIS36WHV	350.0705.135	36" White Glass	295/395/600 CFM	\$3,099
STRTIS48WHV	350.0705.133	48" White Glass	295/395/600 CFM	\$3,299
STRTIS36SSV	350.0705.134	36" Stainless Steel	295/395/600 CFM	\$2,699
STRTIS48SSV	350.0705.136	48" Stainless Steel	295/395/600 CFM	\$2,899

FEATURES		PERFORMANCE		ACCESSORIES	MAP
Dimensions		Motor		FILTER1	\$65
Ceiling Height	See page 158	No. of Fan Speeds	4	Charcoal Filter Kit	
Ducting		Motor Class	295/395/600	FILTER1LL2	\$189
Type	Ducted/Ductless with FILTER1/FILTER1LL2	Sound Pro	Yes	Long Lasting Charcoal Filter	
Duct Size	6" Round	Variable Air Management	Ability to set to 295, 395, 600 CFM	MUDAMPER6	\$459
Lighting		Perimeter Aspiration	Yes	6" Make-up Air Kit	
Type	LED Bar	Energy Efficient Motor	Yes	MUDAMPER8	\$485
# of Bulbs	Two - 4 Watt - 2 Level	Display		8" Make-up Air Kit	
Tunable Lights	Change light temperature from warm - cool	Controls	Digital LED		
Light Dimmer	Yes	Intensive Speed	6 Minutes		
Grease Filter		Delay Shut-off	15 Minutes		
Filter Type	Mesh	Anti-Pollution Mode	Yes		
Dishwasher Safe	Yes	Other			
Filter Alarm	Yes	ADA Compliant	With Remote Control, Voice activated smart speaker or Faber Cloud App		
		App or Voice Controlled	Faber Cloud App, Apple Siri, Google Home or Amazon Alexa compatible voice control		
		Remote Control	Included		
		Fixed Wiring Box	Included		



HIGH- LIGHT



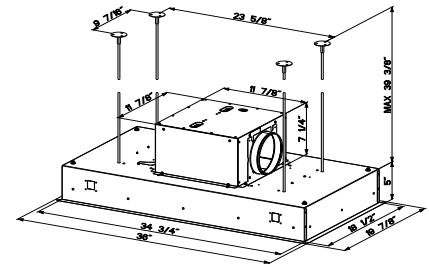


Stainless Steel



White Matte

The High-Light is an innovative addition to Faber's collection of ceiling-mounted hoods. It features smart energy-saving LED lighting and Perimeter Aspiration technology, increasing airflow while reducing noise levels.



HIGH-LIGHT



MODEL	FUN	SIZE/MATERIAL	MOTOR CLASS	MAP
HILTIS36SSNB	350.0590.460	36" Stainless Steel	No Blower	\$2,369
HILTIS36WHNB	350.0590.459	36" White Matte	No Blower	\$2,425

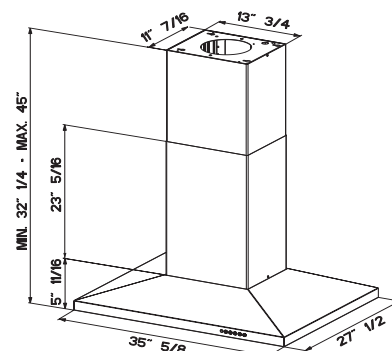
PICK A BLOWER			MAP
IB300	Internal Blower 300 CFM		\$315
IB400	Internal Blower 400 CFM		\$325
IB600	Internal Blower 600 CFM PRO		\$335
RB900	Remote Blower 900 CFM		\$1,139
RB1200	Remote Blower 1200 CFM		\$1,329

Note: If desired you may use your own external blower, purchased separately, rated 2.7 amp maximum suitable for use with solid state variable speed control. FLANGE10 would be required with this installation.


FEATURES		PERFORMANCE		ACCESSORIES	MAP
Dimensions		Motor		FILTER1	\$65
Ceiling Height	See page 158	No. of Fan Speeds	4	Charcoal Filter Kit	
Ducting		Perimeter Aspiration		FILTER1LL2	\$189
Type	Ducted/Ductless with FILTER1/FILTER1LL2	Yes		Long Lasting Charcoal Filter	
Duct Size		Remote Blower	Optional	FLANGE10	\$99
6" Round		Display		10" Blower Flange	
10" 4-Way Venting		Controls	Digital LED	Required for external blowers (excludes RB900 / RB1200)	
Lighting		Intensive Speed	10 Minutes	FLANGE3	\$139
Type	Energy-Efficient LED Panel	Delay Shut-off	30 Minutes	10" round to 3 1/4" x 10" Flange	
# of Bulbs	3 Watt - 2 level	Other		MUDAMPER6	\$459
Light Dimmer	Yes	ADA Compliant	With Remote Control	6" Make-up Air Kit	
Grease Filter		Remote Control	Included	MUDAMPER8	\$485
Filter Type	Mesh	Fixed Wiring Box	Included	8" Make-up Air Kit	
Dishwasher Safe	Yes			MUDAMPER10	\$535
Filter Alarm	Yes			10" Make-up Air Kit	



The seamless feature-packed Dama Isola offers the functionality needed to satisfy everyday cooking.



DAMA ISOLA



MODEL	FUN	SIZE/MATERIAL	MOTOR CLASS	MAP
DAMAI36SSV	320.0556.466	36" Stainless Steel	295/395/600 CFM	\$1,889

FEATURES		PERFORMANCE		ACCESSORIES	MAP
Dimensions		Motor		HIGH2	\$499
Ceiling Height	See page 158	No. of Fan Speeds	4	High Ceiling Kit to 10' 10"	
Canopy Depth-Height	27 1/2" D x 5 1/16" H	Motor Class	295/395/600	DUCT2	\$219
Ducting		Variable Air Management	Ability to set to 295, 395, 600 CFM	Ductless Conversion Kit	
Type	Ducted/Ductless with DUCT2	Energy-Efficient Motor	Yes	FILTER2	\$55
Duct Size	Top 6" Round	Display		Replacement Charcoal Filter	
Lighting		Controls	Electronic with White LED	MUDAMPER6	\$459
Type	Energy-Efficient LED	Intensive Speed	10 Minutes	6" Make-up Air Kit	
# of Bulbs	Four - 5 Watt - 1 level	Delay Shut-off	15 Minutes	MUDAMPER8	\$485
Grease Filters		Other		8" Make-up Air Kit	
Filter Type	Stainless Steel Baffle	ADA Compliant	With Remote Control	REMORIG	\$59
Dishwasher Safe	Yes	Remote Control	Purchase Separately	Wireless Remote Control	
Seamless Welded Chimney	Yes	Power Cord	Included		
		Fixed Wiring Box	Yes		





INSERT HOODS

INCA SD	110
INCA HC	113
INCA PRO PLUS	114
INCA PRO 18	118
INCA IN-LIGHT	124
INCA LUX PLUS	128
INCA LUX	133
INCA SMART SS	134
INCA SMART GR	135

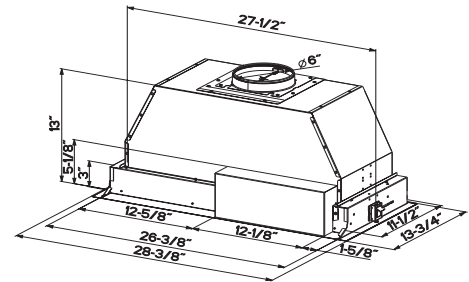


INCA SD

BEAUTIFUL AND POWERFUL


This timeless, discreet insert hood is made of stainless steel with intensive speed and a powerful PRO motor with restaurant-style baffles. Our easy snap clip system allows for effortless installation.





NOTE: 29" MODEL SHOWN

INCA SD

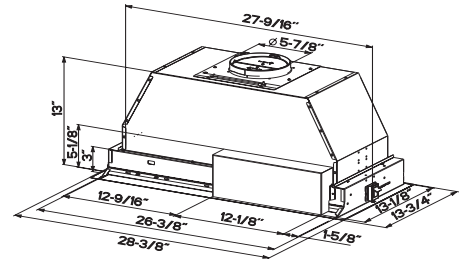


MODEL	FUN	SIZE/MATERIAL	MOTOR CLASS	MAP
INSD29SSV	305.0565.079	29" Stainless Steel	295/395/600 CFM	\$1,029
INSD35SSV	305.0565.078	35" Stainless Steel	295/395/600 CFM	\$1,079

FEATURES		PERFORMANCE		ACCESSORIES	MAP
Dimensions		Motor		LINE30ST	\$159
Cabinet Cut Out 29"	27 5/8" W x 13 9/16" D	No. of Fan Speeds	4	30" SS Liner (16 - 17 7/8" D) - Use with INSD29	
Cabinet Cut Out 35"	33 5/8" W x 13 9/16" D	Motor Class	PRO 295/395/600 Metal Impellers	LINE36ST	\$189
Height Inside Cabinet	12 1/16"	Variable Air Management	Ability to set to 295, 395, 600 CFM	LINE36PT	\$189
Ducting		Display		36" SS Liner (16 - 17 7/8" D) - Use with INSD35	
Type	Ducted/ Recirculating with FILTER1/FILTER1LL2	Controls	Electronic W/ White LED	FILTER1	\$65
Duct Size	Vari-Duct - 6" Round Top or Rear Vent	Intensive Speed	10 Minutes	FILTER1LL2	\$189
Lighting		Delay Shut-off	15 Minute	REMORIG	\$59
Type	Energy-Efficient LED	Other		Wireless Remote Control	
# of Bulbs	Two - 5 Watt - 1 level	ADA Compliant	With Remote Control	WIREBOX	\$55
Grease Filters		Remote Control	Purchase Separately	MUDAMPER6	\$459
Filter Type	Pro stainless steel baffle	Power Cord	Included	MUDAMPER8	\$485
Dishwasher Safe	Yes			8" Make-up Air Kit	
Easy Snap Clip Installation	Clips Included				



The Inca HC has a stylish stainless steel finish and stainless steel filters, powerful enough to clear any odors from the cooking area below. For added versatility, add a charcoal filter for recirculating mode.



NOTE: 29" MODEL SHOWN

INCA HC



MODEL	FUN	SIZE/MATERIAL	MOTOR CLASS	MAP
INHC29SSV	305.0556.070	29" Stainless Steel	295/395/600 CFM	\$809
INHC35SSV	305.0565.209	35" Stainless Steel	295/395/600 CFM	\$859

FEATURES		PERFORMANCE		ACCESSORIES	MAP
Dimensions		Motor		LINE30ST	\$159
Cabinet Cut Out 29"	27 5/8" W x 13 5/8" D	No. of Fan Speeds	4	30" SS Liner (16 - 17 7/8" D) - Use with INHC29	
Cabinet Cut Out 35"	33 5/8" W x 13 5/8" D	Motor Class	295/395/600	LINE36ST	\$189
Height Inside Cabinet	12 15/16"	Variable Air Management	Ability to set to 295, 395, 600 CFM	36" SS Liner (16 - 17 7/8" D) - Use with INHC29	
Ducting		Energy-Efficient Motor	Yes	LINE36PT	\$189
Type	Ducted/ Recirculating with FILTER1/FILTER1LL2	Display		36" SS Liner (16 - 17 7/8" D) - Use with INHC35	
Duct Size	Vari-Duct - 6" Round Top or Rear Vent	Controls	Electronic W/ White LED	FILTER1	\$65
Lighting		Intensive Speed	10 Minutes	Charcoal Filter Kit	
Type	Energy-Efficient LED	Delay Shut-off	15 Minutes	FILTER1LL2	\$189
# of Bulbs	Two - 5 Watt - 1 level	Other		Long Lasting Charcoal Filter Kit	
Grease Filters		ADA Compliant	With Remote Control	REMORIG	\$59
Filter Type	SS Mesh	Remote Control	Purchase Separately	Wireless Remote Control	
Dishwasher Safe	Yes	Power Cord	Included	WIREBOX	\$55
Easy Snap Clip Installation	Clips Included			Fixed Wiring Box	
				MUDAMPER6	\$459
				6" Make-up Air Kit	
				MUDAMPER8	\$485
				8" Make-up Air Kit	



INCA PRO PLUS





PRO MOTOR

Specifically designed to enhance the airflow through the hood, providing a more powerful extraction capability. Ensuring even the strongest odors are efficiently removed.



EASY SNAP

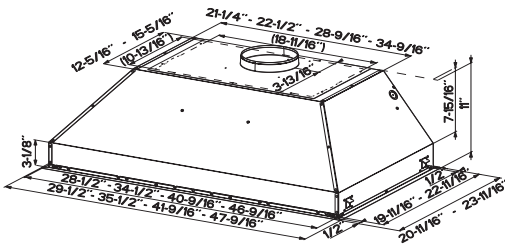
A clip system specifically designed to allow for a quick and easy installation of cabinet mounted hoods, eliminating the need for complicated tools.



REMOTE BLOWER

With the remote blower kit, the motor can be moved to the outside of the home. Minimal noise and maximum comfort are ensured not only in the kitchen but also in the living area.

Available in a choice of sizes, the Inca Pro Plus is an all-in-one pro range hood liner. Designed for custom cabinets, it delivers the perfect mix of powerful performance, unique design and exceptional functionality.



INCA PRO PLUS



MODEL	FUN	SIZE/MATERIAL	MOTOR CLASS	MAP
INPL3019SSNB-B	110.0454.254	30"Wx19" Stainless Steel	No Blower	\$869
INPL3619SSNB-B	110.0454.255	36"Wx19" Stainless Steel	No Blower	\$945
INPL4219SSNB-B	110.0454.257	42"Wx19" Stainless Steel	No Blower	\$1,079
INPL4819SSNB-B	110.0454.259	48"Wx19" Stainless Steel	No Blower	\$1,199
INPL3622SSNB-B	110.0454.256	36"Wx22" Stainless Steel	No Blower	\$999
INPL4822SSNB-B	110.0454.260	48"Wx22" Stainless Steel	No Blower	\$1,249

PICK A BLOWER			MAP
IB300	Internal Blower 300 CFM		\$315
IB400	Internal Blower 400 CFM		\$325
IB600	Internal Blower 600 CFM PRO		\$335
IB1200	Internal Blower 1200 CFM PRO		\$589
RB900	Remote Blower 900 CFM		\$1,139
RB1200	Remote Blower 1200 CFM		\$1,329

FEATURES		PERFORMANCE	ACCESSORIES	MAP
Dimensions		Motor	FILTER1	\$65
Cabinet Cut Out Width	28 5/8", 34 3/4", 40 3/4", 46 3/4"	No. of Fan Speeds	Variable	
Depth	19 7/8" or 22 7/8"	Motor Class	300/400/900/1200	
Height Inside Cabinet	11"	Pro Motor	600/1200	
Ducting		Display	FILTER1LL2	\$189
Type	Ducted/ Recirculating with FILTER1/FILTER1LL2	Controls	Variable Speed	
Duct Size	6" Round or 10" Round - Top	Other		
Lighting		ADA Compliant	Separate Wall Switch Required	
Type	Energy-Efficient LED	Fixed Wiring Box	Yes	
# of Bulbs	Two - 5 Watt - 1 level			
Grease Filters			INLBKIT	\$135
Filter Type	Pro Stainless Steel Baffle		In-Line Blower Connector Required for external blowers (excludes RB900 / RB1200)	
Dishwasher Safe	Yes		MUDAMPER6	\$459
Easy Snap Clip Installation	Clips Included		6" Make-up Air Kit	
			MUDAMPER8	\$485
			8" Make-up Air Kit	
			MUDAMPER10	\$535
			10" Make-up Air Kit (900/1200 CFM)	

*Use your own external blower, purchased separately, rated 4.2 amps maximum, suitable for use with solid state variable speed control. If you are using your own external blower with this hood, you need to order the INLBKIT to connect to the hood.



INCA PRO 18

118 / FABER





Commercial
grade extraction.

INCA

PRO 18

The built-in Inca Pro 18 is so well hidden and discreet that you don't need to tell anybody about it. Four power levels and elegant LED lighting underline the discreet appearance. Available in two sizes, to cover 36" or 48" wide cooking surfaces.



PRO MOTOR


Equipped with two PRO metal blowers for 1200 CFM to deliver commercial grade extraction to prevent smoke and cooking contaminants from settling in the home.

AUTOMATIC DELAY

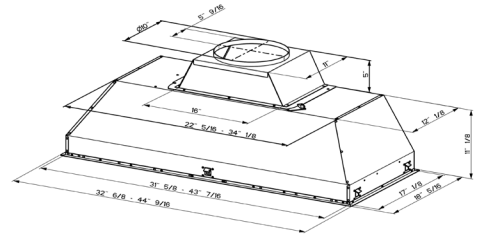
Automatic shutdown delay: you can postpone the motor shutdown at any speed to eliminate residual odors completely.

INTENSIVE SPEED

Specifically designed to tackle the most powerful cooking aromas. When activated, it provides maximum extraction power for a duration of ten minutes. This helps to effectively eliminate strong odors in the kitchen.



Inca Pro 18 offers maximum user experience with an intuitive, responsive touch control panel for easy operation. The commercial-grade motor and stainless steel baffles effectively vent the grease and odors making the home's air cleaner.



INCA PRO 18



MODEL	FUN	SIZE/MATERIAL	MOTOR CLASS	MAP
INPL32SS1200	305.0679.085	32" Stainless Steel	PRO 1200 CFM	\$1,679
INPL44SS1200	305.0679.086	44" Stainless Steel	PRO 1200 CFM	\$1,889

FEATURES	PERFORMANCE	ACCESSORIES	MAP
Dimensions Cabinet Cut Out Width 31 7/8" W x 17 3/8" D 43 1 1/8" W x 17 3/8" D Height Inside Cabinet 11 1/8" (5" more for transition) Ducting Type Ducted / Recirculating with FILTER1 / FILTER1LL2 (2 x required) Duct Size 10" Round - Top Lighting Type Energy-Efficient LED # of Bulbs Two - 1 Watt - 1 level Four - 1 Watt - 1 level Grease Filters Filter Type Pro Stainless Steel Baffle Dishwasher Safe Yes Dishwasher Safe Grease Rail Yes Easy Snap Clip Installation Clips Included	Motor No. of Fan Speeds 4 Motor Class PRO 1200 CFM Display Controls Electronic W/ White LED Intensive Speed 10 Minutes Delay Shut-Off 15 Minutes Other ADA Compliant With Remote Control Remote Control Purchase Separately Power Cord Included	FILTER1 Charcoal Filter Kit (2 Kits Required) \$65 FILTER1LL2 Long Lasting Charcoal Filter (2 Kits Required) \$189 MUDAMPER10 10" Make-up Air Kit (900/1200 CFM) \$535 REMORIG Wireless Remote Control \$59 WIREBOX Fixed Wiring Box \$55	

INSERT

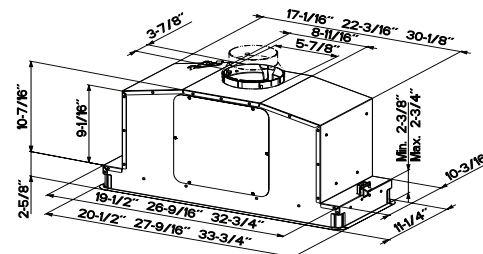


INCA IN-LIGHT


Inca In-Light range hoods are a minimal contemporary style that radiate elegance in every detail. They conceal a powerful motor and refined Perimeter Aspiration extraction system to provide clean air.







INCA IN-LIGHT



MODEL	FUN	SIZE/MATERIAL	MOTOR CLASS	MAP
INLT21SSV	305.0624.299	21" Stainless Steel	295/395/600 CFM	\$1,199
INLT28SSV	305.0553.524	28" Stainless Steel	295/395/600 CFM	\$1,259
INLT35SSV	305.0624.300	35" Stainless Steel	295/395/600 CFM	\$1,319

FEATURES	PERFORMANCE	ACCESSORIES	MAP
Dimensions Cabinet Cut Out 21" / 28" 19 1/2" / 26 5/16" W x 10 1/4" D Cabinet Cut Out 35" 32 7/8" W x 10 1/4" D Height Inside Cabinet 13 1/16"		LINE30ST \$159 30" SS Liner (16 - 17 7/8" D) Use with INLT28 LINE36ST \$189 36" SS Liner (16 - 17 7/8" D) Use with INLT28 LINE36PT \$189 36" SS Liner (16 - 17 7/8" D) Use with INLT35 FILTER1 \$65 Charcoal Filter Kit FILTER1LL2 \$189 Long Lasting Charcoal Filter WIREBOX \$55 Fixed Wiring Box MUDAMPER6 \$459 6" Make-up Air Kit MUDAMPER8 \$485 8" Make-up Air Kit LINSPT301228 \$149 30" Self Supporting Liner (17 1/2" - 20 1/2" D) LINSPT361228 \$159 36" Self Supporting Liner (17 1/2" - 20 1/2" D) LINSPT301228 & LINSPT361228 For Use with INLT28	
Ducting Type Ducted/ Recirculating with FILTER1/FILTER1LL2 Duct Size Top 6" Round		Motor No. of Fan Speeds 4 Motor Class 295/395/600 Variable Air Management Ability to set to 295, 395, 600 CFM Perimeter Aspiration Yes Energy-Efficient Motor Yes Display Controls Electronic With White LED Intensive Speed 10 Minutes Delay Shut-off 15 Minutes Other ADA Compliant With Remote Control Remote Control Included Power Cord Included	
Lighting Type LED Bar # of Bulbs One - 3 Watt - 1 Level			
Grease Filters Filter Type Mesh Dishwasher Safe Yes Easy Snap Clip Installation Clips Included			






INCA LUX PLUS

FABER / 129

INCA LUX PLUS

The clean, simplified design will improve the way you cook, feel and simply enjoy the kitchen environment in more ways than one.



TUNABLE LIGHTS

Adjust the color temperature of the lights - from cool to warm. Cooler lighting for tasks that require focus such as reading recipes, or a softer warmer light for a cozy and inviting atmosphere during meals.



FABER CLOUD

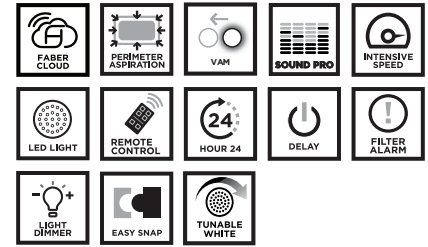
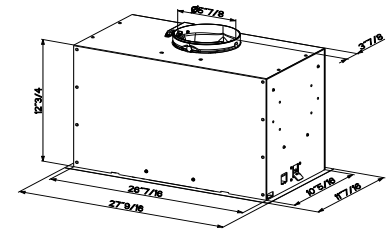
Control the Inca Lux Plus with the touch of a finger. ADA compliance is a breeze when paired with Amazon Alexa or Google Home to activate voice commands.



SOUND PRO

Reducing turbulence and resistance in the internal airflow, the new PRO blowers technology succeeds in both limiting noise and improving the sound quality of the range hood.





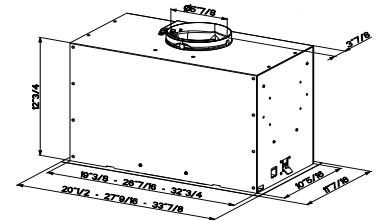
INCA LUX PLUS

MODEL	FUN	SIZE/MATERIAL	MOTOR CLASS	MAP
INLP28SSV	305.0679.265	28" Stainless Steel	295/395/600 CFM	\$1,469

FEATURES	PERFORMANCE	ACCESSORIES	MAP
Dimensions Cabinet Cut Out 28" 26 5/8" W x 10 7/8" D Height Inside Cabinet 12 3/4" Ducting Type Ducted/ Recirculating with FILTER1/FILTER1LL2 Duct Size Top 6" Round Lighting Type LED Bar # of Bulbs One - 4 Watt - 2 Level Tunable Lights Change light temperature from warm - cool Light Dimmer Yes Grease Filters Filter Type Mesh Dishwasher Safe Yes Filter Wash Alarm Yes Easy Snap Clip Installation Clips Included	Motor No. of Fan Speeds 4 Motor Class 295/395/600 Sound Pro Yes Variable Air Management Ability to set to 295, 395, 600 CFM Perimeter Aspiration Yes Energy-Efficient Motor Yes Display Controls Electronic With White LED Intensive Speed 6 Minutes Delay Shut-off 15 Minutes Anti-Pollution Mode Yes Other ADA Compliant With Remote Control, Voice activated smart speaker or Faber Cloud App Remote Control Purchase Separately App or Voice Controlled Faber Cloud App, Apple Siri, Google Home or Amazon Alexa compatible voice control Power Cord Included	LINE30ST 30" SS Liner (16 - 17 7/8" D) - \$159 LINE36ST 36" SS Liner (16 - 17 7/8" D) - \$189 LINSPT301228 30" Self Supporting Liner (17 1/2" - 20 1/2" D) \$149 LINSPT361228 36" Self Supporting Liner (17 1/2" - 20 1/2" D) \$159 FILTER1 Charcoal Filter Kit \$65 FILTER1LL2 Long Lasting Charcoal Filter \$189 REMORIG Wireless Remote Control \$59 WIREBOX3 Fixed Wiring Box \$55 MUDAMPER6 6" Make-up Air Kit \$459 MUDAMPER8 8" Make-up Air Kit \$485	



The new Inca Lux is equipped with a LED light bar and Faber's exclusive Sound Pro technology, making it more discreet than before.

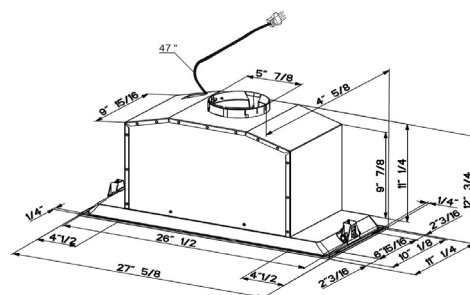
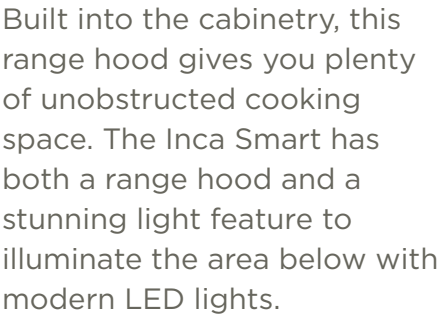


INCA LUX



MODEL	FUN	SIZE/MATERIAL	MOTOR CLASS	MAP
INLX21SSV2	305.0679.264	21" Stainless Steel	295/395/600 CFM	\$919
INLX28SSV2	305.0679.263	28" Stainless Steel	295/395/600 CFM	\$979
INLX35SSV2	305.0679.262	35" Stainless Steel	295/395/600 CFM	\$1,025

FEATURES	PERFORMANCE	ACCESSORIES	MAP
Dimensions Cabinet Cut Out 21" / 28" 19 1/2" / 26 5/8" W x 10 1/8" D Cabinet Cut Out 35" 32 1/8" W x 10 1/8" D Height Inside Cabinet 12 3/4"		Motor No. of Fan Speeds 4 Motor Class 295/395/600 Sound Pro Yes Variable Air Management Ability to set to 295, 395, 600 CFM Perimeter Aspiration Yes Energy-Efficient Motor Yes	
Ducting Type Ducted/ Recirculating with FILTER1/FILTER1LL2 Duct Size Top 6" Round		Display Controls Electronic With White LED Intensive Speed 10 Minutes Delay Shut-off 15 Minutes	
Lighting Type LED Bar # of Bulbs One - 4 Watt - 1 Level		Other ADA Compliant With Remote Control Remote Control Purchase Separately Power Cord Included	
Grease Filters Filter Type Mesh Dishwasher Safe Yes Easy Snap Clip Installation Clips Included		LINE30ST \$159 30" SS Liner (16 - 17 1/8" D) - Use with INLX28 LINE36ST \$189 36" SS Liner (16 - 17 1/8" D) - Use with INLX28 LINE36PT \$189 36" SS Liner (16 - 17 1/8" D) - Use with INLX35 LINSPT301228 \$149 30" Self Supporting Liner (17 1/2" - 20 1/2" D) Use with INLX28 LINSPT361228 \$159 36" Self Supporting Liner (17 1/2" - 20 1/2" D) Use with INLX28 FILTER1 \$65 Charcoal Filter Kit FILTER1LL2 \$189 Long Lasting Charcoal Filter REMORIG \$59 Wireless Remote Control WIREBOX3 \$55 Fixed Wiring Box MUDAMPER6 \$459 6" Make-up Air Kit MUDAMPER8 \$485 8" Make-up Air Kit	



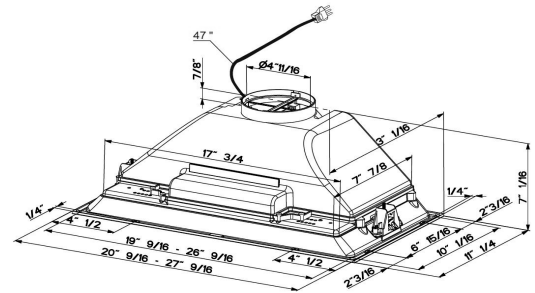
NOTE: DIMENSIONS
FOR 400/600CFM



INCA SMART SS

MODEL	FUN	SIZE/MATERIAL	MOTOR CLASS	MAP
INSP28SS240	305.0598.089	28" Stainless Steel	240 CFM	\$419
INSP28SS400	305.0598.086	28" Stainless Steel	400 CFM	\$565
INSP28SS600	305.0598.087	28" Stainless Steel	600 CFM	\$615

FEATURES		PERFORMANCE		ACCESSORIES	MAP
Dimensions		Motor		LINE30ST	\$159
Cabinet Cut Out	26 5/8" W x 10 1/2" D	No. of Fan Speeds	4	30" SS Liner (16 - 17 7/8" D)	
Body Width/Depth	25 5/8" W x 10 1/4" D	Motor Class	240/400/600	LINE36ST	\$189
Height Inside Cabinet	7 1/6" -28SS240 12 3/4" -28SS400/600	Energy-Efficient Motor	Yes	36" SS Liner (16 - 17 7/8" D)	
Ducting		Display		LINSPT301228	\$149
Type	Ducted/ Recirculating with FILTER1/FILTER1LL2 (SS400/600) FILTER4 (SS240)	Controls	Electronic With LED	30" Self Supporting Liner (17 1/2" - 20 1/2" D)	
Duct Size	Top 6" Round - SS400/600 Top 5" Round -SS240	Intensive Speed	10 Minutes	LINSPT361228	\$159
Lighting		Other		36" Self Supporting Liner (17 1/2" - 20 1/2" D)	
Type	Energy-Efficient LED	ADA Compliant	No	FILTER4	\$45
# of Bulbs	Two- 4 Watt - 1 level	Power Cord Included	Yes	Charcoal Filter Kit (240 CFM Only)	
Grease Filters				FILTER1	\$65
Filter Type	Mesh			Charcoal Filter Kit (400/600 CFM Only)	
Dishwasher Safe	Yes			FILTER1LL2	\$189
Easy Snap Clip Installation	Clips Included			Long Lasting Charcoal Filter Kit (400/600 CFM Only)	
				WIREBOX	\$55
				Fixed Wiring Box (400/600 CFM Only)	



INCA SMART GR



MODEL	FUN	SIZE/MATERIAL	MOTOR CLASS	MAP
INSM21GR240	305.0598.090	21" Painted Gray	240 CFM	\$329
INSM28GR240	305.0598.088	28" Painted Gray	240 CFM	\$349

FEATURES	PERFORMANCE	ACCESSORIES	MAP
Dimensions Cabinet Cut Out 21" 19 9/16" W x 10 1/2" D Cabinet Cut Out 28" 26 9/16" W x 10 1/2" D Body Width/Depth 20 9/16" or 27 9/16" W x 10 1/4" D Height Inside Cabinet 7 9/16"	Speed No. of Fan Speeds 3 Motor Class 240 Energy-Efficient Motor Yes Display Controls Slider Other ADA Compliant Separate Wall Switch Required Power Cord Included Yes	LINE30ST 30" SS Liner (16 - 17 7/8" D) \$159 LINE36ST 36" SS Liner (16 - 17 7/8" D) \$189 LINSPT301228 30" Self Supporting Liner (17 1/2" - 20 1/2" D) \$149 LINSPT361228 36" Self Supporting Liner (17 1/2" - 20 1/2" D) \$159 FILTER4 Charcoal Filter Kit \$45 LINSPT301228 & LINSPT361228 for use with INSM28GR240	
Ducting Type Ducted/ Recirculating with FILTER4 Duct Size Top 5" Round			
Lighting Type Energy-Efficient LED # of Bulbs Two - 4 Watt - 1 level			
Grease Filters Filter Type Mesh Dishwasher Safe Yes Easy Snap Clip Installation Clips Included			





INTEGRATED HOODS

FLEXA

138

CRISTAL

141



The integrated Flexa slide-out hood is ideal for bringing a streamlined, minimalistic look to your kitchen. Its sleek stainless steel pull-out visor slides easily into place when in use, then neatly tucks away when not in use. For a customized look, the front strip can be replaced with material that matches the kitchen cabinetry.



FLEXA



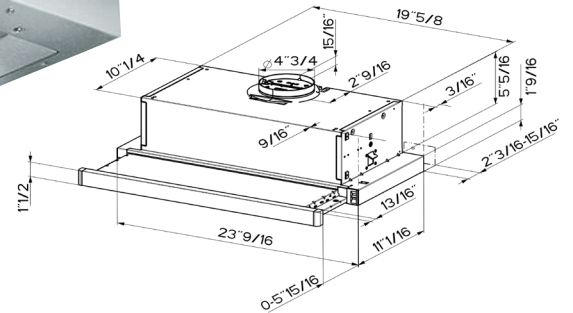
EASY SNAP

The Easy Snap system with internal self-latching clips will have this range hood installed in no time at all.



VARI DUCT

For increased installation options and better energy efficiency, Vari-Duct allows air to be vented to the top or back of the hood.



NOTE: 24" MODEL SHOWN

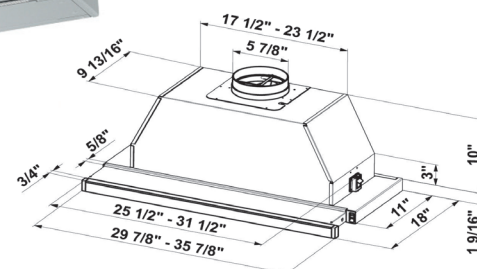


FLEXA

MODEL	FUN	SIZE/MATERIAL	MOTOR CLASS	MAP
FLEX24SS300	315.0651.890	24" Stainless Steel	300 CFM	\$479
FLEX30SS300	315.0651.931	30" Stainless Steel	300 CFM	\$509

FEATURES	PERFORMANCE	ACCESSORIES	MAP
Dimensions Cabinet Cut Out 24" 19 3/4" W x 10 3/8" D 30" 23 1/16" W x 10 3/8" D Ducting Type Ducted/Ductless With FILTER7 Duct Size 5" Round Top Vent Lighting Type Energy-Efficient LED # of Bulbs Two - 4 Watt - 1 Level Grease Filters Filter Type Mesh Dishwasher Safe Yes Easy Snap Clip Installation Clips Included	Motor No. of Fan Speeds 3 Motor Class 300 Auto-On/Off Fan and Lights Activate When Pulled-out and Pushed-In Display Controls Slider Other ADA Compliant With Separate Wall Switch Power Cord Included Yes	FILTER7 Charcoal Filter Kit	\$65

A seamless
integrated range
hood. Easy-to-install,
powerful and
energy-efficient.



CRISTAL



MODEL	FUN	SIZE/MATERIAL	MOTOR CLASS	MAP
CRIS30SS300	315.0525.366	30" Stainless Steel	300 CFM	\$809
CRIS36SS300	315.0525.362	36" Stainless Steel	300 CFM	\$849
CRIS30SS400	315.0525.367	30" Stainless Steel	400 CFM	\$819
CRIS36SS400	315.0525.363	36" Stainless Steel	400 CFM	\$869
CRIS30SS600	315.0525.365	30" Stainless Steel	600 CFM	\$829
CRIS36SS600	315.0525.364	36" Stainless Steel	600 CFM	\$879

FEATURES	PERFORMANCE	ACCESSORIES	MAP
Dimensions Cabinet Cut Out 30" 25 1/8" W x 10" D 36" 31 1/8" W x 10" D Ducting Type Ducted/Ductless With FILTER1/ FILTER1LL2 Duct Size Vari-Duct - 6" Round Top or Rear Vent Lighting Type Energy-Efficient LED # of Bulbs Two - 5 Watt - 1 Level Grease Filters Filter Type Mesh Dishwasher Safe Yes Easy Snap Clip Installation Clips Included	Motor No. of Fan Speeds 3 Motor Class 300/400/600 Auto-On/Off Fan and Lights Activate When Pulled-out and Pushed-In Energy-Efficient Motor Yes Display Controls Slider Other ADA Compliant With Separate Wall Switch Power Cord Included Yes	FILTER1 Charcoal Filter Kit \$65 FILTER1LL2 Long Lasting Charcoal Filter Kit \$189 MUDAMPER6 6" Make-up Air Kit \$459 MUDAMPER8 8" Make-up Air Kit \$485 WIREBOX Fixed Wiring Box \$55	



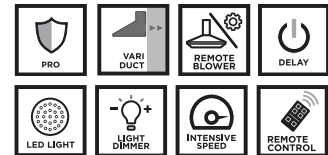
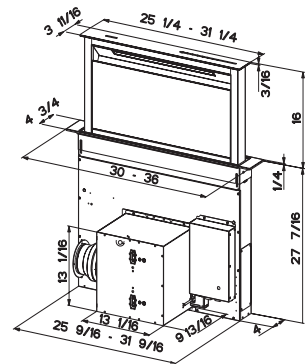


DOWN DRAFT HOODS

SCIROCCO LUX 144

SCIROCCO PLUS 145

Positioned next to the cooktop, this downdraft hood is in the ideal place for efficient extraction. Additionally, the LED light bar illuminates the cooking area in front of the Scirocco Lux when in use.




SCIROCCO LUX

MODEL	FUN	SIZE/MATERIAL	MOTOR CLASS	MAP
SCLX3015BKNB-B	340.0481.313	30" Blk Glass w/SS	No Blower	\$2,539
SCLX3615BKNB-B	110.0476.866	36" Blk Glass w/SS	No Blower	\$2,595

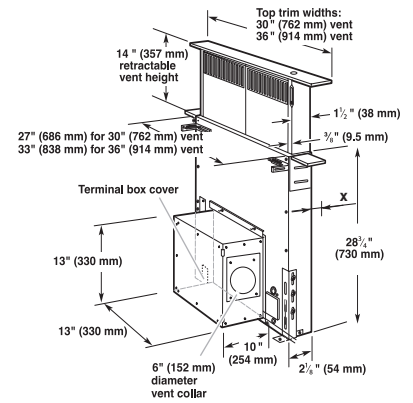
BLOWERS		MAP
IBDD600-B	Internal Blower 600 CFM PRO	\$399
RB900	Remote Blower 900 CFM - Requires WIREBOXSCLX	\$1,139
RB1200	Remote Blower 1200 CFM - Requires WIREBOXSCLX	\$1,329

FEATURES		PERFORMANCE		ACCESSORIES	MAP
Ducting		Motor		MUDAMPER6	\$459
Type	Ducted/Ductless with DUCTSCIR	No. of Fan Speeds	4	6" Make-up Air Kit	
Duct Size	Vari-Duct - 6" Round Internal 10" Round Remote	Motor Class	PRO - 3 Options	MUDAMPER8	\$485
Multiple Ducting	Yes	Perimeter Aspiration	Yes	8" Make-up Air Kit	
Lighting		Reversible Motor	Yes	MUDAMPER10	\$535
Type	Energy-Efficient LED	Display		10" Make-up Air Kit	
# of Bulbs	Light Bar - 2 Level	Controls	Electronic Soft Touch Controls	DUCTSCIR	\$379
Grease Filters		Intensive Speed	10 Minutes	Ductless Conversion Kit	
Filter Type	Mesh	Delay Shut-off	30 Minutes	REMORIG	\$59
Dishwasher Safe	Yes	Other		Wireless Remote Control	
Anti-Pollution Mode	24 Hour	ADA Compliant	With Remote Control	WIREBOXSCLX	\$65
		Remote Control	Purchase Separately	Wire Box for Remote & In-Line Blowers	
		Power Cord Included	Yes	CFMRED	\$59
				CFM Reducer Kit 300 CFM	
				CFMRED2	\$59
				CFM Reducer Kit 400 CFM	
				FLANGE10	\$99
				Required for external blowers (excludes RB900/RB1200)	
				FLANGE3	\$139
				10" Round to 3 1/4" x 10" Flange	
				MUDAMPER10 for use with 900/1200 CFM motors. WIREBOXSCLX Required for SCLX with external blowers	



The Scirocco Plus downdraft hood boasts an elegant and discreet design as well as excellent extraction technology.

Designed to be built into the counter top, this downdraft hood is completely hidden.



SCIROCCO PLUS



MODEL	FUN	SIZE/MATERIAL	MOTOR CLASS	MAP
SCIR3014SSNB-B	110.0433.527	30" Stainless Steel	No Blower	\$1,739
SCIR3614SSNB-B	110.0433.528	36" Stainless Steel	No Blower	\$1,799

BLOWERS	MAP
IBDD600-B Internal Blower 600 CFM PRO	\$399
RB900 Remote Blower 900 CFM	\$1,139
RB1200 Remote Blower 1200 CFM	\$1,329

FEATURES	PERFORMANCE	ACCESSORIES	MAP
Ducting Type Ducted/Ductless with DUCTSCIR Duct Size Vari-Duct - 6" Round Internal 10" Round Remote Multiple Ducting Yes		MUDAMPER6 6" Make-up Air Kit	\$459
Lighting Type N/A		MUDAMPER8 8" Make-up Air Kit	\$485
Grease Filters Filter Type Stainless Steel Mesh Dishwasher Safe Yes		MUDAMPER10 10" Make-up Air Kit	\$535
Speed No. of Fan Speeds Variable Motor Class PRO - 3 Options Reversible Motor Yes		DUCTSCIR Ductless Conversion Kit	\$379
Display Controls Variable Speed Slider with On/Off Button Auto-Off Yes		CFMRED CFM Reducer Kit 300 CFM	\$59
Other Fixed Wiring Box Yes		CFMRED2 CFM Reducer Kit 400 CFM	\$59
		FLANGE10 Required for external blowers (excludes RB900/ RB1200)	\$99
		FLANGE3 10" Round to 3 1/4" x 10" Flange	\$139
		MUDAMPER10 for use with 900/ 1200 CFM motors	






ICONIC HOODS

ZOOM	148
CHLOE	152
CYLINDRA	154
CYLINDRA ISOLA	155



ZOOM



In open-concept kitchen and living room combos and in those where space is restricted, there is often the need to choose a suspended hood with a design matching the interior decor.

Faber solves these needs by combining the function of a hood with that of a light fitting.

THERE'S A HOOD: IT'S IN THE LIGHT FITTING.

With the Up & Down technology, Faber perfectly integrates hood and light fitting, combining the needs of aspiration with those of design and lighting.

AN AMAZING SPACE-SAVING SOLUTION.

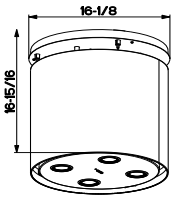
These hoods are excellent space-saving solutions capable of illuminating and enhancing any type of environment, from the most linear to the most sophisticated.



Up and down
technology.



The Zoom island hood was created to represent the perfect integration of design and well-being. The design is absolutely extraordinary and astounds the observer due to its ability to revolutionize the concept of cooktop hood lighting, transforming it into a real point of light for the kitchen area. This product is technologically advanced and perfectly shaped, offering freedom of movement within the cooking zone. In a simple movement, elegance becomes functionality.



ZOOM



MODEL	FUN	SIZE/MATERIAL	MOTOR CLASS	MAP
ZOOMIS16SS400-B	345.0525.622	16" Stainless Steel	400 CFM	\$2,769

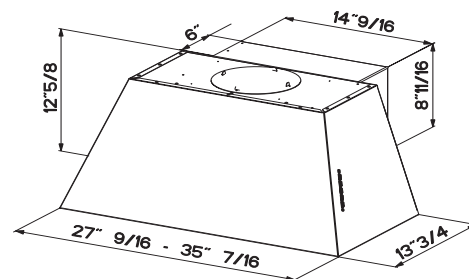
FEATURES		PERFORMANCE		ACCESSORIES	MAP
Dimensions		Motor		FILTER1	\$65
Ceiling Height ZOOMIS	7" Min. - 9" Min.	No. of Fan Speeds	5	Replacement Charcoal Filter Kit	
Ducting		Motor Class	400	FILTER1LL2	\$189
Type	Recirculating	Perimeter Aspiration	Yes	Long Lasting Charcoal Filter Kit	
Duct Size	Ductless Charcoal filters included	Up/Down Technology	Yes		
Lighting		Display			
Type	Energy-Efficient LED	Controls	LED Digital		
# of Bulbs	Four - 1 Watt - 1 Level	Intensive Speed	10 Minutes		
Grease Filters		Delay Shut-off	30 Minutes		
Filter Type	Mesh	Other			
Dishwasher Safe	Yes	ADA Compliant	With Remote Control		
Anti-Pollution Mode	24 Hour	Remote Control	Included		
		Fixed Wiring Box	Yes		



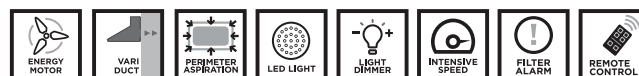
FABER



The Chloe combines innovative technology with a rustic style. The Faber extraction technology, Perimeter Aspiration, means that Chloe is a reliable addition to the kitchen. With the ability to be ducted or used in recirculating mode, the Chloe would make a stunning addition to any kitchen design.



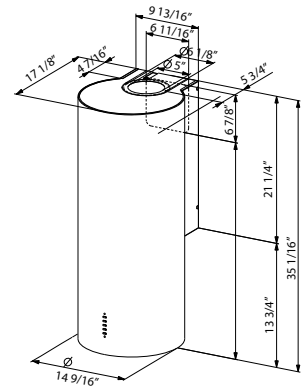
CHLOE



MODEL	FUN	SIZE/MATERIAL	MOTOR CLASS	MAP
CHLO28BK600	321.0516.385	28" Painted Black	600 CFM	\$1,499
CHLO36BK600	321.0556.734	36" Painted Black	600 CFM	\$1,599

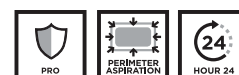
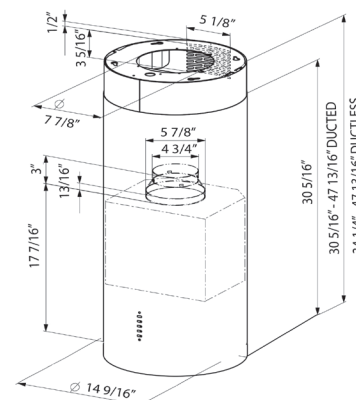
FEATURES	PERFORMANCE	ACCESSORIES	MAP
----------	-------------	-------------	-----

Dimensions		Motor		FILTER1 \$65	
Ceiling Height	See page 158	No. of Fan Speeds	4	Charcoal Filter Kit	
Canopy Depth-Height	13 3/4" D x 12 5/8" H	Motor Class	600	FILTER1LL2 \$189	
Ducting		Perimeter Aspiration	Yes	Long Lasting Charcoal Filter Kit	
Type	Ducted/Ductless With FILTER1/FILTER1LL2	Energy-Efficient Motor	Yes	CHIMCHBK \$209	
Duct Size	Vari-Duct 6" Top or Rear Vent	Display		Black Chimney Kit (14 15/16" x 29 9/16"H)	
Lighting		Controls	LED Digital	CFMRED \$59	
Type	LED Light Bar	Intensive Speed	10 Minutes	CFM Reducer Kit 300 CFM	
# of Bulbs	One - 3 Watt - 2 level	Other		CFMRED2 \$59	
Light Dimmer	Yes	ADA Compliant	With Remote Control	CFM Reducer Kit 400 CFM	
Grease Filters		Remote Control	Purchase Separately	REMORIG \$59	
Filter Type	Mesh	Fixed Wiring Box	Yes	Wireless Remote Control	
Dishwasher Safe	Yes			MUDAMPER6 \$459	
Filter Wash Alarm	Yes			6" Make-up Air Kit	
				MUDAMPER8 \$485	
				8" Make-up Air Kit	
				MUDAMPER10 \$535	
				10" Make-up Air Kit	



With a cylindrical body which is mounted directly to the ceiling, the Cylindra Isola is a slim line, modern design cooker hood that is perfect for island kitchen designs.

Two LED lights are fitted to the hood to light up the cooktop perfectly and a remote control is available as an accessory to provide maximum ease of use.



CYLINDRA ISOLA

MODEL	FUN	SIZE/MATERIAL	MOTOR CLASS	MAP
CYLNIS15SS600	335.0598.085	15" Stainless Steel	600 CFM PRO	\$2,259

FEATURES	PERFORMANCE	ACCESSORIES	MAP
Dimensions Ceiling Height See page 158 Ducting Type Ducted/Ductless with FILTER2 Duct Size Vari-Duct 6" Round Top Lighting Type Energy-Efficient LED # of Bulbs Two - 1 Watt - 2 level Grease Filters Filter Type Mesh Dishwasher Safe Yes Anti-Pollution Mode 24 Hour Filter Wash Alarm Yes	Speed No. of Fan Speeds 4 Motor Class PRO 600 Metal Impellers Perimeter Aspiration Yes Display Controls LED Digital Intensive Speed 10 Minutes Other ADA Compliant With Remote Control Remote Control Purchase Separately Fixed Wiring Box Yes	FILTER2 Charcoal Filter Kit \$55 CFMRED CFM Reducer Kit 300 CFM \$59 CFMRED2 CFM Reducer Kit 400 CFM \$59 REMORIG Wireless Remote Control \$59 MUDAMPER6 6" Make-up Air Kit \$459 MUDAMPER8 8" Make-up Air Kit \$485	

ACCESSORY GUIDE

Model #	Item Description	Includes	Models Compatible with
BACK30	Backsplash 30"	Telescoping backsplash and hardware	Breva Pro 30" ONLY
BACK36	Backsplash 36"	Telescoping backsplash and hardware	Breva Pro 36" ONLY
BACK48	Backsplash 48"	Telescoping backsplash and hardware	Breva Pro 48" ONLY
CFMRED	Cfm Reducer Kit	Reducer	Camino Pro, Chloe, Cylindra, Cylindra Isola, Scirocco Plus, Scirocco Lux
CFMRED2	Cfm Reducer Kit	Reducer	Camino Pro, Chloe, Cylindra, Cylindra Isola, Scirocco Plus, Scirocco Lux
CHIM2224	SS Chimney Kit 36" - 8 - 9 feet	Chimney and Hardware	Camino Pro 36 ONLY
CHIM2248	SS Chimney Kit 36" - 9 - 11 feet	Chimney and Hardware	Camino Pro 36 ONLY
CHIM3424	SS Chimney Kit 48" - 8 - 9 feet	Chimney and Hardware	Camino Pro 48 ONLY
CHIM3448	SS Chimney Kit 48" - 9 - 11 feet	Chimney and Hardware	Camino Pro 48 ONLY
CHIMCHBK	Black Chimney Kit	Chimney and Hardware	Chloe BK
DUCT2	Ductless Kit	Chimney, Diverter, Vent Grids, Charcoal	Dama Isola
DUCT4	Ductless Kit	Charcoal, Diverter	Dama, Stilo, Stilo Glass, Stilo Suprema, Tratto
DUCT5	Ductless Kit	Charcoal, Diverter	Nova Pro
DUCTCLPL	Ductless Kit	Charcoal, Diverter	Classica Plus, Tender
DUCTGRT304	Ductless Vent Grate Recirc. Kit 30" (adds 4" Height)	Ductless Grate, Charcoal Filters, Hardware	Breva Pro 30" ONLY
DUCTGRT364	Ductless Vent Grate Recirc. Kit 36" (adds 4" Height)	Ductless Grate, Charcoal Filters, Hardware	Breva Pro 36" ONLY
DUCTSCIR	Ductless Kit	Transition Box, Kick Plate, Charcoal	Scirocco Lux, Scirocco Plus
FILTER1	Charcoal Filter	Charcoal	Camino Pro, Chloe, Classica Plus, Cristal, Inca HC, Inca SD, Inca In Light, Inca Lux, Inca Lux Plus, Inca Pro 18, Inca Pro Plus, Inca Smart SS, High-Light, Nova Pro, Stratus, Tender, Zoom
FILTER1LL2	Long Lasting Charcoal Filter	Charcoal	Camino Pro, Chloe, Classica Plus, Cristal, Inca HC, Inca SD, Inca In Light, Inca Lux, Inca Lux Plus, Inca Pro 18, Inca Pro Plus, Inca Smart SS, High-Light, Nova Pro, Stratus, Tender, Zoom
FILTER2	Charcoal Filter	Charcoal	Cylindra, Cylindra Isola, Dama, Dama Isola, Stilo, Stilo Glass, Stilo Suprema, Tratto
FILTER4	Charcoal Filter	Charcoal	Inca Smart GR / SS 240 CFM
FILTER5	Charcoal Filter	Charcoal	Levante G, Levante 2, Tivano
FILTER6	Charcoal Filter	Charcoal	Breva Pro
FILTER7	Charcoal Filter Round Flexa	Charcoal	Flexa
FILTER8	Charcoal Filter Levante E	Charcoal	Levante E
FLANGE10	Duct Plate	10" Duct plate	High-Light, Scirocco Lux, Scirocco Plus
FLANGE3	3 1/4" x 10" transition	10" Round to 3 1/4" x 10" Rectangle Flange	High-Light, Scirocco Lux, Scirocco Plus
HIGH2	High Ceiling Chimney Kit	1 Tall Upper Chimney and Internal Structure	Dama Isola

ACCESSORY GUIDE

Model #	Item Description	Includes	Models Compatible with
HIGH4	High Ceiling Chimney Kit	2 Tall Chimneys	Dama, Nova Pro, Stilo, Stilo Glass, Stilo Suprema, Tratto
HIGHCLPL	High Ceiling Chimney Kit	2 Tall Chimneys	Classica Plus
HIGHTNDR	High Ceiling Chimney Kit	1 Tall Upper Chimney	Tender
INLBKIT	In-Line Blower Kit	10" Duct Plate With Wiring Box	Inca Pro Plus
LINE30ST	Standard Liner 30"	Liner With Hardware	Inca HC 29, Inca In Light 28, Inca Lux 28, Inca Lux Plus, Inca SD 29, Inca Smart 28
LINE36PT	Pro Liner 36"	Liner With Hardware	Inca HC 35, Inca In Light 35, Inca Lux 35, Inca SD 35
LINE36ST	Standard Liner 36"	Liner With Hardware	Inca HC 29, Inca In Light 28, Inca Lux 28, Inca Lux Plus, Inca SD 29, Inca Smart 28
LINSPT301228	Self Supporting Liner 30 x 12	30" wide self supporting liner with hardware (check model compatibility)	Inca Smart 28, Inca In Light 28, Inca Lux 28, Inca Lux Plus
LINSPT361228	Self Supporting Liner 36 x 12	36" wide self supporting liner with hardware (check model compatibility)	Inca Smart 28, Inca In Light 28, Inca Lux 28, Inca Lux Plus
MUDAMPER10	10" Make Up Air Damper	Damper, Switch and Transformer	Breva Pro, High-Light, Inca Pro 18, Inca Pro Plus, Scirocco Lux, Scirocco Plus, Camino Pro
MUDAMPER6	6" Make Up Air Damper	Damper, Switch and Transformer	Camino Pro, Chloe, Classica Plus, Cristal, Cylindra, Cylindra Isola, Dama, Dama Isola, High-Light, Inca HC, Inca In Light, Inca Lux, Inca Lux Plus, Inca SD, Inca Pro Plus, Nova Pro, Scirocco Lux, Scirocco Plus, Stilo, Stilo Glass, Stilo Suprema, Stratus, Tender, Tratto
MUDAMPER8	8" Make Up Air Damper	Damper, Switch and Transformer	Breva Pro, Camino Pro, Chloe, Classica Plus, Cristal, Cylindra, Cylindra Isola, Dama, Dama Isola, High-Light, Inca HC, Inca In Light, Inca Lux, Inca Lux Plus, Inca SD, Inca Pro Plus, Nova Pro, Scirocco Lux, Scirocco Plus, Stilo, Stilo Glass, Stilo Suprema, Stratus, Tender, Tratto
REMRIG	Wireless Remote Control	Remote Control	Breva Pro, Chloe, Classica Plus, Cylindra, Cylindra Isola, Dama, Dama Isola, Inca HC, Inca Lux, Inca Lux Plus, Inca Pro 18, Inca SD, Levante II, Nova Pro, Scirocco Lux, Stilo, Stilo Glass, Stilo Suprema, Tender, Tivano, Tratto
TELEPRO30	Telescopic Chimney Kit 30"	(2) Telescopic chimneys and hardware	Breva Pro 30" ONLY
TELEPRO36	Telescopic Chimney Kit 36"	(2) Telescopic chimneys and hardware	Breva Pro 36" ONLY
TELEPRO48	Telescopic Chimney Kit 48"	(2) Telescopic chimneys and hardware	Breva Pro 48" ONLY
WIREBOX	Fixed Wiring Box	Wiring Box With Hood Cabling	Classica Plus, Cristal, Dama, Inca HC, Inca Lux, Inca Lux Plus, Inca In Light, Inca Pro 18, Inca SD, Inca Smart, Nova Pro, Stilo, Stilo Glass, Stilo Suprema, Tender, Tratto
WIREBOX2	Fixed Wiring Box	Wiring Box With Hood Cabling	Breva Pro ONLY
WIREBOX3	Fixed Wiring Box	Wiring Box With Hood Cabling	Inca Lux, Inca Lux Plus
WIREBOXSCLX	Fixed Wire Box (Rb Only)	Wiring Box With Hood Cabling	Scirocco Lux

CEILING MINIMUM / MAXIMUM HEIGHTS

	Ducted Minimum 24" OFF	Ducted Maximum 30" OFF	Recirculating Minimum 24" OFF	Recirculating Maximum 30" OFF	High Ceiling Minimum 24" OFF	High Ceiling Maximum 30" OFF
WALL CHIMNEY						
Breva Pro 11 *	6' 11"	8' 4"	6' 11"	8' 4"	N/A	N/A
Breva Pro 18 *	7' 6"	8' 11"	7' 6"	8' 11"	N/A	N/A
Chloe*	7' 2 ³ / ₈ "	8' 8 ³ / ₁₆ "	7' 2 ³ / ₈ "	8' 8 ³ / ₁₆ "	N/A	N/A
Camino 24" tall *	7' 7"	8' 11 ⁷ / ₈ "	7' 7"	8' 11 ⁷ / ₈ "	N/A	N/A
Camino 48" tall *	8' 1"	10' 11 ⁷ / ₈ "	8' 1"	10' 11 ⁷ / ₈ "	N/A	N/A
Classica Plus	7' 5 ⁹ / ₁₆ "	9' 5 ¹ / ₄ "	7' 9 ¹ / ₁₆ "	9' 5 ¹ / ₄ "	8' 11 ¹ / ₁₆ "	11' 8 ¹ / ₁₆ "
Cylindra	7' 11 ¹ / ₁₆ "	8' 5 ¹ / ₁₆ "	7' 11 ¹ / ₁₆ "	8' 5 ¹ / ₁₆ "	N/A	N/A
Dama	7' 2 ¹⁵ / ₁₆ "	9' 2 ¹ / ₄ "	7' 6 ⁹ / ₁₆ "	9' 2 ¹ / ₄ "	9' 7 ³ / ₈ "	12' 5 ¹ / ₈ "
Nova Pro	7' 5 ¹⁵ / ₁₆ "	8' 11 ¹ / ₁₆ "	7' 5 ¹⁵ / ₁₆ "	8' 11 ¹ / ₁₆ "	9' 11 ³ / ₁₆ "	12' 8 ¹⁵ / ₁₆ "
Stilo	7' 8 ¹ / ₁₆ "	9' ³ / ₄ "	7' 8 ¹ / ₁₆ "	9' ³ / ₄ "	9' 3 ¹ / ₂ "	12' ³ / ₈ "
Stilo Glass	7' 8 ¹ / ₁₆ "	9' ³ / ₄ "	7' 8 ¹ / ₁₆ "	9' ³ / ₄ "	9' 3 ¹ / ₂ "	12' ³ / ₈ "
Stilo Suprema	7' 8 ¹ / ₁₆ "	9' ³ / ₄ "	7' 8 ¹ / ₁₆ "	9' ³ / ₄ "	9' 3 ¹ / ₂ "	12' ³ / ₈ "
Tender	7' 7 ¹ / ₂ "	9' 10 ³ / ₄ "	8' 2 ³ / ₁₆ "	9' 10 ³ / ₄ "	9' 6 ¹ / ₁₆ "	11' 3 ¹ / ₁₆ "
Tratto	7' 8 ¹ / ₈ "	9' ³ / ₁₆ "	7' 8 ¹ / ₈ "	9' ³ / ₁₆ "	9' 2 ¹³ / ₁₆ "	12' ³ / ₈ "
ISLAND CHIMNEY						
Cylindra Isola	7' 6 ⁵ / ₁₆ "	8' 11 ¹³ / ₁₆ "	7' 10 ¹ / ₄ "	8' 11 ¹³ / ₁₆ "	N/A	N/A
Dama Isola	7' 8 ¹ / ₄ "	9' 3"	8' ⁵ / ₈ "	9' 3"	10' ³ / ₁₆ "	10' 10 ¹ / ₈ "

	Ducted Minimum 35" OFF	Ducted Maximum 72" OFF	Recirculating Minimum 35" OFF	Recirculating Maximum 72" OFF	High Ceiling Minimum N/A	High Ceiling Maximum N/A
CEILING HOOD						
High-Light Isola	5' 11"	9' 0"	5' 11"	9' 0"	N/A	N/A
Stratus Isola	5' 11"	9' 0"	5' 11"	9' 0"	N/A	N/A

NOTE: All minimums at 24" off the stove, maximums at 30" off the stove (except ceiling hoods)

NOTE: *Chloe & Camino includes Chimney Duct Cover Accessory (sold separately)

NOTE: Island Hoods can be adjusted to lower min. Refer to specific model's U&C Guide.

NOTE: For planning purposes only, see install instructions for final heights.

Part #	Page	Part #	Page	Part #	Page
BACK30	45, 47		57, 85, 89, 90, 101, 105, 112, 113, 117, 123, 127, 132, 133, 134, 141, 151, 153	INSD35SSV	112
BACK36	45, 47	FILTER1LL2		INSM21GR240	135
BACK48	45			INSM28GR240	135
BREV301SS600	47			INSP28SS240	134
BREV308SS600	45	FILTER2	71, 75, 77, 81, 91, 107, 154, 155	INSP28SS400	134
BREV361SS600	47			INSP28SS600	134
BREV368SS600	45	FILTER4	134, 135	LEVE24SS200	63
BREV48SS1200	45	FILTER5	53, 61, 62	LEVE24WH200	63
CAPR36SS1200	57	FILTER6	45, 47	LEVE30SS200	63
CAPR36SS600	57	FILTER7	140	LEVE30WH200	63
CAPR48SS1200	57	FILTER8	63	LEVG24SS300	62
CFMRED	57, 144, 145, 153, 154, 155	FLANGE10	105, 144, 145	LEVG30SS300	62
		FLANGE3	105, 144, 145	LEVT30SS395	61
CFMRED2	57, 144, 145, 153, 154, 155	FLEX24SS300	140	LEVT36SS395	61
CHIM2224	57	FLEX30SS300	140		
CHIM2248	57	HIGH2	107	LINE30ST	112, 113, 127, 132, 133, 134, 135
CHIM3424	57	HIGH4	71, 75, 77, 81, 85, 91	LINE36PT	112, 113, 127, 133
CHIM3448	57	HIGHCLPL	89		
CHIMCHBK	153	HIGHTNDR	90	LINE36ST	112, 113, 127, 132, 133, 134, 135
CHLO28BK600	153	HILTIS36SSNB	105	LINSPT301228	127, 132, 133, 134, 135
CHLO36BK600	153	HILTIS36WHNB	105	LINSPT361228	127, 132, 133, 134, 135
CLPL30SSV2	89	IB1200	117		
CLPL36SSV2	89	IB300	105, 117	MUDAMPER10	45, 57, 105, 117, 123, 144, 145, 153
CRIS30SS300	141	IB400	105, 117		
CRIS30SS400	141	IB600	105, 117		57, 71, 75, 77, 81, 85, 89, 90, 91, 101, 105, 107, 112, 113, 117, 127, 132, 133, 141, 144, 145, 153, 154, 155
CRIS30SS600	141	IB600PR	45	MUDAMPER6	
CRIS36SS300	141	IBDD600-B	144, 145		45, 47, 57, 71, 75, 77, 81, 85, 89, 90, 91, 101, 105, 107, 112, 113, 117, 127, 132, 133, 141, 144, 145, 153, 154, 155
CRIS36SS400	141	INHC29SSV	113		
CRIS36SS600	141	INHC35SSV	113	MUDAMPER8	
CYLN15SS600	154	INLBKIT	117		45, 47, 53, 61, 71, 75, 77, 81, 85, 89, 90, 91, 101, 105, 107, 112, 113, 123, 132, 133, 144, 153, 154, 155
CYLNIS15SS600	155	INLP28SSV	132	NOPR30SSV	85
DAMA30SSV2	81	INLT21SSV	127	NOPR36SSV	85
DAMA36SSV2	81	INLT28SSV	127	RB1200	105, 117, 144, 145
DAMAI36SSV	107	INLT35SSV	127	RB900	105, 117, 144, 145
DUCT2	107	INLX21SSV2	133		
DUCT4	71, 75, 77, 81, 91	INLX28SSV2	133		45, 47, 53, 61, 71, 75, 77, 81, 85, 89, 90, 91, 107, 112, 113, 123, 132, 133, 144, 153, 154, 155
DUCT5	85	INLX35SSV2	133	REMORIG	
DUCTCLPL	89, 90	INPL3019SSNB-B	117		
DUCTGRT304	45, 47	INPL32SS1200	123	SCIR3014SSNB-B	145
DUCTGRT364	45, 47	INPL3619SSNB-B	117	SCIR3614SSNB-B	145
DUCTSCIR	144, 145	INPL3622SSNB-B	117	SCLX3015BKNB-B	144
		INPL4219SSNB-B	117	SCLX3615BKNB-B	144
	57, 85, 89, 90, 101, 105, 112, 113, 117, 123, 127, 132, 133, 134, 141, 151, 153	INPL44SS1200	123	STGL30SSV	75
FILTER1		INPL4819SSNB-B	117	STGL36SSV	75
		INPL4822SSNB-B	117	STIL24SSV2	77
		INSD29SSV	112		

INDEX

Part #	Page
STIL30SSV2	77
STIL36SSV2	77
STIL48SSV2	77
STRTIS36SSV	101
STRTIS36WHV	101
STRTIS48SSV	101
STRTIS48WHV	101
STSP30SSV	71
STSP36SSV	71
TELEPRO30	45, 47
TELEPRO36	45, 47
TELEPRO48	45
TEND30SSV	90
TEND36SSV	90
TRAT30SSV	91
TRAT36SSV	91
TVNO30SS395	53
TVNO36SS395	53
WIREBOX	71, 75, 77, 81, 85, 89, 90, 91, 112, 113, 123, 127, 134, 141
WIREBOX2	45, 47
WIREBOX3	132, 133
WIREBOXSCLX	144
ZOOMIS16SS400-B	151

TERMS & CONDITIONS

FRANKE HOME SOLUTIONS WARRANTY FOR FRANKE AND FABER BRANDED PRODUCT

EFFECTIVE MARCH 1, 2023

In the United States, Canada and Latin America, Franke warrants the Faber branded products from manufacturing defects in material and workmanship when purchased from a Franke or Faber Authorized Retailer pursuant to product-specific warranties detailed herein (each, a “Warranty” and collectively, the “Warranties”). The products must be properly installed, per Franke’s installation instructions, in their original installation, and used in normal indoor residential kitchen applications. Any products or components which have been modified or altered from their original intended condition will void the Warranty. The Franke Warranties for Faber branded products are limited to the original purchaser and are non-transferrable. These Warranties do not include products purchased from non-Authorized Retailers, products that are obsolete or discontinued, or products that were previous display models. All issues with installed products are considered warranty claims and not subject to the Return Policy. Franke reserves the right to inspect any Franke / Faber product reported to be defective pursuant to a Warranty claim and the original installation prior to providing a replacement product and/or component. All decisions are final. In no situation shall the liability of Franke exceed the amount of the original purchase price.

The Warranties do not cover, and Franke shall not be liable for, any damage to products or components resulting from misuse or abuse, accidental damages, normal wear such as scuffs, scratches or finish reduction/fading, improper installation, abnormal usage, negligence, damage caused by improper maintenance or cleaning. Damage caused by impurities, corrosive chemicals or acts beyond Franke’s control are not covered by any Warranty. Service calls to correct the installation of a range hood, instructions on how to operate a range hood, to replace or repair house fuses or to correct house wiring or plumbing are not covered by any Warranty. Service calls to repair or replace range hood light bulbs, fuses or filters and these consumable part costs are also excluded from Warranty coverage. Installation not in accordance with electrical or plumbing codes or Franke / Faber documentation are not covered by any Warranty. Replacement parts or repair labor costs for units operated outside the United States, Canada or Latin America, including any non-UL or C-UL or non-NOM approved Franke / Faber range hoods are excluded from Warranty coverage. Expenses for travel and transportation for service in remote locations and pickup and delivery charges are not covered by any Warranty. Franke / Faber range hoods should always be serviced in the home in their original installation.

Franke / Faber product replacements do not include liability for project delays. Product replacements are not guaranteed to be exact replacements. If the original product is not available at the time of the warranty claim, at Franke’s option, the product replacements will be of similar size, material, and value. Any products or components which have been modified or altered, from its original intended condition will void the warranty.

The Warranties do not allow recovery of incidental or consequential damages such as loss of use, delay, property damage or other consequential damage, and Franke accepts no liability for such damages. Each Warranty is limited to the conditions set forth herein and to the applicable warranty period specified herein and is exclusive. EXCEPT FOR THE WARRANTIES SET FORTH HEREIN, FRANKE MAKES NO WARRANTY WHATSOEVER WITH RESPECT TO THE PRODUCTS, INCLUDING, BUT NOT LIMITED TO, (1) ANY WARRANTY OF MERCHANTABILITY, (2) WARRANTY OF FITNESS FOR A PARTICULAR PURPOSE, (3) WARRANTY OF TITLE, OR (4) WARRANTY AGAINST INFRINGEMENT OF INTELLECTUAL PROPERTY RIGHTS OF A THIRD PARTY, WHETHER EXPRESS OR IMPLIED BY LAW, COURSE OF DEALING, COURSE OF PERFORMANCE, USAGE OF TRADE OR OTHERWISE. LEGAL DISCLAIMER PLEASE READ CAREFULLY. Franke Home Solutions North America, LLC provides the above information to you as a public service to our customers. By accessing and using this information, you agree to the following and to comply with all applicable laws. If you do not agree with these terms and conditions, do not use this information. While we try to keep the information current, changes may have occurred since its creation. Contact your Regional Manager or Customer Service to verify information regarding Franke Home Solutions North America, LLC programs and their use by you.

TERMS & CONDITIONS

FRANKE / FABER RANGE HOOD LIMITED WARRANTY:

Franke / Faber range hoods are warranted against any defect in materials or workmanship for the original purchaser for a period of two (2) years from the date of original purchase when used in standard residential indoor applications. This warranty covers labor and replacement parts. Franke, at its option, may repair or replace the product or components necessary to restore the product to good working condition.

This warranty supersedes all other warranties, expressed or implied. No employee, field sales representatives, or distribution persons are authorized to give any warranties on behalf of Franke Home Solutions North America, LLC.

To make an installed product warranty claim please contact Franke at the provided contact information below. All warranty claims must include the following for processing:

1. Proof of purchase from Franke or Faber Authorized Retailer
2. Original purchaser's name, address (included city, state, zip), email address and phone number
3. Franke / Faber model and serial number
4. Date of installation
5. Description of the defect
6. Photos of the defect

In North America and Latin America:

Franke Home Solutions
Attn: Warranty Department
800 Aviation Parkway
Smyrna, TN 37167
HS-Warranty.US@Franke.com

Legal Entity:
Franke Home Solutions North America, LLC



